

OPPORTUNITIES

PREPARING FOR COLLEGE
GUIDE & WORKBOOK

VIRGINIA 2022-2023



2

How Going to College
Can Change Your Life

11

Navigating the
Financial Aid Process

20

Finding Scholarships

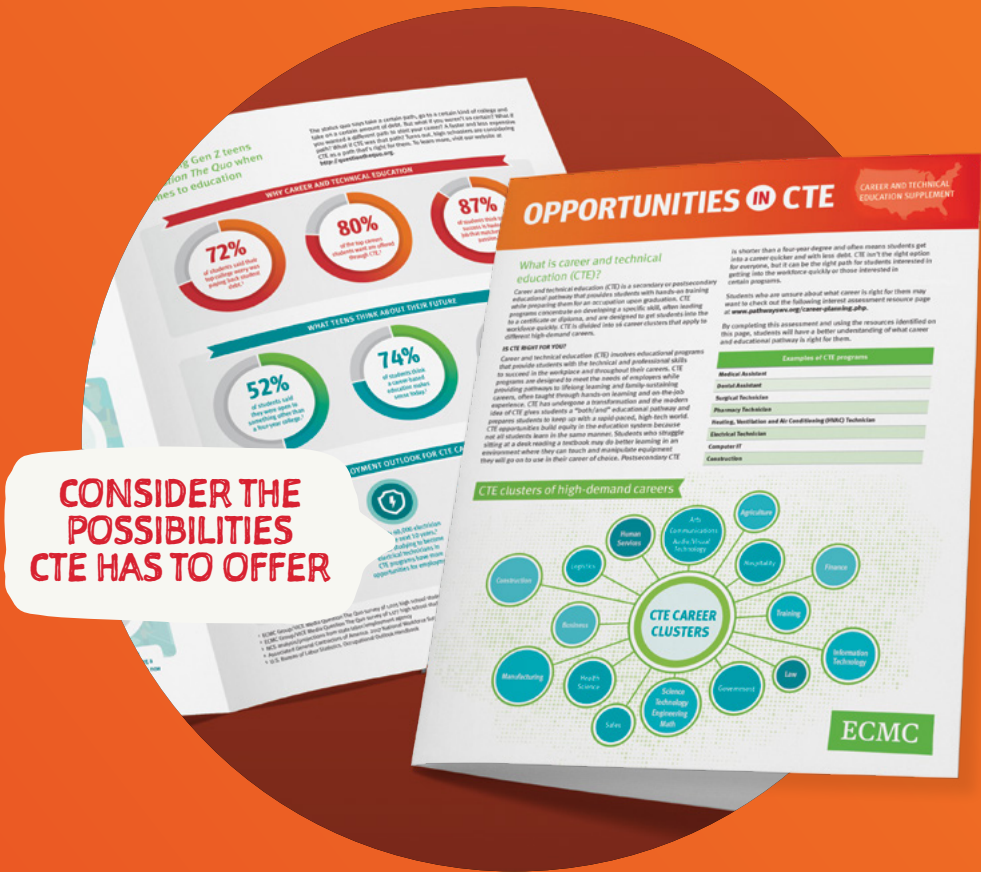
#INVESTINYOUROPPORTUNITIES

ECMC

This workbook belongs to:



CHECK OUT *our* CAREER & TECHNICAL EDUCATION (CTE) PUBLICATION!



CONSIDER THE POSSIBILITIES CTE HAS TO OFFER

VISIT WWW.ECMC.ORG/OPPORTUNITIES



FIND OUT WHAT STUDENTS ARE SAYING ABOUT CTE AT: www.questionthequo.org

Welcome

Continuing education beyond high school, whether attending a career and technical education institution, community college or four-year college or university, is a big step in investing in your future! You will learn in this book how furthering your education can have a significant impact on your career and financial success. Kudos to you for taking that first step by investing your time and energy into this book. Remember to keep this book close by and reference it often.

We are excited to assist you in preparing for your future. Thank you for allowing us to be a part of your education journey!

Updates to This Book

While every effort is made to keep this book up-to-date, program requirements are subject to change. For complete information regarding specific programs, contact the organization responsible for administering that individual program.

The U.S. Congress frequently considers legislation that could change some of the provisions of the federal student financial aid programs. If significant changes are made during the academic year, this book will be updated. You can view the most current version online at www.ecmc.org/opportunities

Availability in Spanish

To order copies in Spanish and/or download a PDF, visit www.ecmc.org/opportunities.

Para ordenar copias Español y/o descargar un PDF, visite www.ecmc.org/opportunities.

For Administrators and Counselors

This book is a resource for you to share with students. To order free copies of this book, go to www.ecmc.org/opportunities.

About ECMC

Educational Credit Management Corporation (ECMC) is a nonprofit company with a mission to help students succeed. We work to lower student loan default rates; sponsor college access and success initiatives, and financial literacy programs; and provide resources to support student loan borrowers to successfully repay their loans.

For more information, visit us online at www.ecmc.org/about-us.

State Partners

State Council of Higher Education for Virginia (SCHEV)

SCHEV is the Commonwealth's coordinating body for higher education. SCHEV makes policy recommendations to the Governor and General Assembly in areas such as operating and capital funding, student enrollment projections, and student financial aid. SCHEV approves new academic programs to be offered and certifies colleges to operate in Virginia. SCHEV also has oversight for a variety of educational programs to help promote greater access, quality, affordability, and accountability.

www.schev.edu

Virginia Association of Student Financial Aid Administrators (VASFAA)

VASFAA is a nonprofit organization of financial aid professionals serving the Commonwealth of Virginia. Its mission is to promote the professional growth and collaboration of its members to ethically, competently, and adequately serve the needs of students, families, and colleges in matters related to financial and informational resources that support student postsecondary education goals. VASFAA's membership is comprised of financial aid administrators from two- and four-year public and private colleges and universities, and private career schools. Membership is also open to persons involved in the administration of financial aid in secondary schools, foundations, community and civic organizations, government organizations, and the lending community.

www.vasfaa.com

Virginia College Access Network (VirginiaCAN)

VirginiaCAN is a nonprofit membership organization of college access providers, secondary school counselors, and college admissions and financial aid professionals across Virginia. VirginiaCAN members share a common goal—to enhance postsecondary education access and attainment for residents of Virginia. VirginiaCAN provides leadership and support for Virginia's college access organizations. VirginiaCAN does this in two ways: first, by providing professional development and networking for the access groups helping students prepare for post-high school opportunities in Virginia; and second, by educating key leaders on college access issues.

www.virginiacan.org

OPPORTUNITIES

General Information

Virginia Information

- **Going to College Can Change Your Life**
 - 2 Paths to Higher Education
 - 3 Most Common College Types
- **Choosing the Right College**
 - 5 **Worksheet:** Choosing the Right College
- **The College Application Process**
 - 6 Preparing for College
 - 7 Entrance Exams
 - 9 Submitting Your College Applications
 - 10 **Worksheet:** Organize Your Application Information
- **Navigating Financial Aid**
 - 11 Your College Costs
 - 14 About the FAFSA
 - 17 **Worksheet:** Creating An FSA ID
 - 18 Federal Financial Aid: Grants, Work-Study and Loans
 - 20 Scholarships
 - 21 Scholarship Scams
 - 22 Your Rights and Responsibilities
 - 23 **Worksheet:** Scholarship Application Tracker
- **The Final Decision**
 - 24 Understanding Your Financial Aid Offer Letter
 - 26 **Worksheet:** Make Your Decision
- **Virginia High School Requirements**
 - 27 Credits Needed for Graduation
- **Virginia College Transfer Options**
 - 28 Programs of Study and Transfer Requirements
 - 28 Higher Education Centers in Virginia
- **Virginia College Profiler**
 - 29 Public Universities
 - 30 Private Colleges
- **Virginia Financial Aid**
 - 31 Undergraduate Students
 - 32 Graduate Students
 - 33 Saving For College—Virginia529sm
- **Virginia Resources**
 - 34 Virginia College Directory
 - 38 In-Person Help
 - 38 Online Help
- **Student Checklists**
 - 39 Freshman
 - 40 Sophomore
 - 41 Junior
 - 42 Senior
- **Glossary**
 - 44 College and Financial Aid Definitions

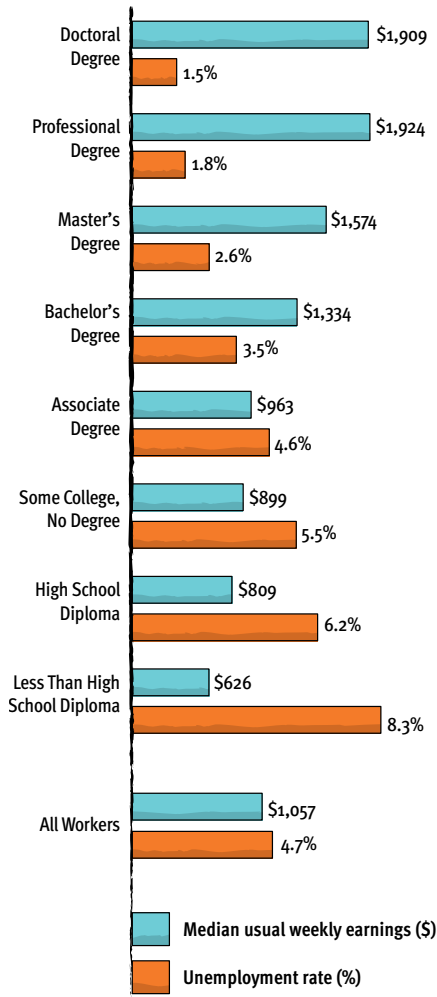
ECMC

Going to College Can Change Your Life

Your odds of career success are much higher if you attend college. This chapter shares some statistics that prove this.

EMPLOYMENT RATES & EARNINGS

BY EDUCATIONAL ATTAINMENT, 2021



Source: U.S. Bureau of Labor Statistics, 2021 Current Population Survey

Note: Data are for persons aged 25 and over. Earnings are for full-time wage and salary workers.

Be Happy

People who attend college:

- Report they have more job satisfaction than those who did not attend.
- Typically live healthier lifestyles, and are more likely to have access to employer-provided benefits including: medical insurance, retirement plans and paid time off.
- Are more involved in their communities through higher levels of volunteering and voting.

Finally, talk with people who have gone to college—most will tell you it was fun!

Education Pays

Statistics show that unemployment rates decrease in direct relationship to how much education you receive. The more education you receive, the more money you are likely to make. A study by the U.S. Bureau of Labor Statistics 2021 (Current Population Survey) supports this, shown in the chart to the left. Keep in mind, education is an investment in your future.

Earn More

Going to college costs you money, but not going to college can cost you even more. According to the Georgetown University Center on Education and the Workforce, the median total earnings over an adult's working life are as follows:

- Less than high school = \$1.2 million
- High school diploma/GED = \$1.6 million
- Some college = \$1.9 million
- Associate degree = \$2.0 million
- Bachelor's degree = \$2.8 million
- Master's degree = \$3.2 million
- Doctoral degree = \$4.0 million
- Professional degree = \$4.7 million

Source: <https://cew.georgetown.edu/cew-reports/collegepayoff2021>

Paths to Higher Education

The term "higher education" refers to all educational opportunities available to you after high school. By knowing all available opportunities, you will have a better idea of what type of college may be a good match for you.

View college options on the next page

ECMC prepared this workbook to guide you through the college selection, application and financial aid process. To reduce confusion, in this book we refer to all types of higher education institutions as "colleges."

Most Common College Types

Type of Institution	Description	Degrees Offered	Admissions
Career and Technical Education (CTE) Institutions	<ul style="list-style-type: none"> A CTE focuses on a highly specialized curriculum; can be nonprofit or for-profit Geared for students who want to learn a specific skill and find employment within two years Examples include cosmetology, HVAC, culinary and automotive technology 	<ul style="list-style-type: none"> Certificates of completion Associate Applied Science (AAS) 	<ul style="list-style-type: none"> Completed application for admission High school transcript showing proof of completion
Community College Junior College (2-year)	<ul style="list-style-type: none"> A college is one institution with multiple academic departments Offers traditional academic, continuing education and remedial programs Offers technical programs, such as cosmetology, HVAC, culinary and automotive technology Offers general education prerequisite courses required for most bachelor's degree programs at four-year colleges and universities Ideal for students looking to transfer to a four-year college and pursue a bachelor's degree, students looking to earn an associate degree or certificate, and students looking to further their education Some colleges offer a limited number of bachelor's degree programs 	<ul style="list-style-type: none"> Certificates of completion Associate of Arts (AA) Associate of Science (AS) Associate Applied Science (AAS) May offer limited: <ul style="list-style-type: none"> Bachelor of Arts (BA) Bachelor of Science (BS) 	<ul style="list-style-type: none"> Incoming freshmen and transfers Completed application for admission High school transcript showing proof of completion College transcript, if previously attended College placement testing may be required depending on the school
College (4-year)	<ul style="list-style-type: none"> A college is one institution with multiple academic departments Offers traditional academic programs; may offer technical, continuing education and remedial programs Offers general education prerequisite courses and upper-level, major-specific undergraduate and graduate courses Colleges can be specialized in a specific area or liberal arts based Liberal arts colleges offer primarily liberal arts majors, yet many offer degrees in STEM fields as well Colleges (especially liberal arts colleges) tend to be smaller than universities and offer fewer majors; they may not offer graduate degrees (master's and doctoral) Some colleges offer associate degree programs 	<ul style="list-style-type: none"> Bachelor of Arts (BA) Bachelor of Science (BS) May offer limited: <ul style="list-style-type: none"> Associate of Arts (AA) Associate of Science (AS) Associate Applied Science (AAS) 	<ul style="list-style-type: none"> Incoming freshmen and transfers Completed application for admission High school transcript showing proof of completion (more selective colleges require a higher grade point average) College transcript, if previously attended Supplemental documents may include essay, personal statement and/or academic resume SAT or ACT score may be required depending on the school
University (4-year)	<ul style="list-style-type: none"> A university is one institution with multiple schools and colleges (college of liberal arts, school of engineering, college of business, etc.) Offers traditional academic programs; may offer technical, continuing education and remedial programs Even though universities tend to focus more on research and specialized majors, most universities have a college of arts and sciences that offers liberal arts programs Universities tend to be larger than colleges and offer more majors; they offer graduate degrees (master's and doctoral) 	<ul style="list-style-type: none"> Bachelor of Arts (BA) Bachelor of Science (BS) Master of Arts (MA) Master of Science (MS) Master of Business Administration (MBA) Doctorate of Philosophy (PhD) There are many other graduate and undergraduate degrees, but these are the most common 	<ul style="list-style-type: none"> Incoming freshmen and transfers Completed application for admission High school transcript showing proof of completion (more selective universities require a higher grade point average) College transcript, if previously attended Supplemental documents may include essay, personal statement and/or academic resume SAT or ACT score may be required depending on the school

A Note about School Accreditation and Licensing

Accrediting and licensure agencies provide third-party oversight and ensure the college is providing the quality of education promised to the student. Due to colleges having different accreditation agencies, credits earned at one college may not be transferrable to another college. Check with the admissions department to determine which of your credits will transfer.

For more information about accreditation and state licensing, visit the U.S. Department of Education at www.ed.gov/accreditation.

Choosing the Right College

Your college selection is an important decision, but where do you start? Use the tools and resources in this chapter to help you choose where to apply.

Finding the Right College

Every person is different. Your background, interests and personality are just a few things that make you original and unique.

Depending on many factors, each person has a different experience preparing for college. Let your personal interests, goals and situation influence your decisions throughout the process.

Explore Career Fields

Identify careers that interest you and determine which majors will best prepare you for that career. Investigate the academic requirements necessary to enter into those majors.

Consider Your Academic Strengths

The best way to identify a career field or major course of study is to look at the academic subjects you already enjoy, especially those in which you perform well. Identify majors that concentrate in these subject areas to ensure selection of a major you'll likely enjoy and do well in. Once you've identified a major or majors, identify colleges that offer those majors.

To help get you started, visit the following resources and career assessment websites:

- www.bls.gov/ooh—Occupational Outlook Handbook with more than 1,500 jobs descriptions and their likely pay scale.
- www.khanacademy.org/college-careers-more/career-content—Videos and articles containing detailed information on several types of jobs as well as general advice when starting in the workplace.
- <https://roadtripnation.com>—Videos and interactive tools to help students determine the right college type, major and career.
- <https://bigfuture.collegeboard.org>—Career exploration exercises and educational requirements needed to achieve college and career goals.
- www.onetonline.org—The U.S. Department of Labor's interactive database of occupational information.

Determine Support Services That Are Important to You

Colleges offer more than just academics to help students succeed. Health and wellness care, counseling, child care, food support, tutoring, mentoring and legal support are examples of support services made available to students to help them succeed at college.

Research support services offered by the colleges you are interested in and determine if these services meet your needs.

Make Your Decision

Base your final decision on the type of student you are, your educational goals and what situation best fits your needs. Talk to friends, family, teachers and counselors for help with identifying your goals in going to college.

Use the worksheet on the following page to do some self-discovery.



WORKSHEET: CHOOSING THE RIGHT COLLEGE



STEP 1
In the top row, make a preliminary list of colleges that interest you.



STEP 2
Think about important factors you want your college to have. Then, prioritize each factor in the level of importance column.



STEP 3
Cross off colleges that appear to not have what you're looking for. Rank the remaining colleges in order of preference.

LEVEL OF IMPORTANCE	FACTORS TO CONSIDER	COLLEGE (FILL IN NAMES OF COLLEGES THAT INTEREST YOU)			
		1.	2.	3.	4.
	Program of study: Which programs does the college offer to help you achieve your career goals?				
	School size: Do you prefer a large or small college? What is the student population?				
	Class size: How large do you like your classes to be? What is the student-to-teacher ratio?				
	Support programs: Which programs does the college offer to help you stay in college and graduate?				
	City and neighborhood: Do you prefer a city or a small town? What is the population of the city or town?				
	Campus culture: When visiting each college, get a feel for its "personality." How does it match yours?				
	Distance from home: How close do you want to live to your family?				
	Extracurricular activities: Do you have activities in your life that you can't live without?				
	Religious affiliation: Do you want to attend a college affiliated with your religious beliefs?				
	Net price: While one college may appear to be less expensive, what will your final cost be after receiving grants and scholarships? Use https://collegecost.ed.gov/net-price to identify your likely estimated cost.				
	Financial aid options: Does the college have special financial aid options? These could include things such as a tuition payment plan to spread out your payments or a guaranteed cost of attendance as long as you are enrolled.				
	Outside learning options: Does the college offer internships, externships, study abroad or service learning opportunities?				
	Housing options near campus: How close or far is housing? Will you need a car, or are where you live, shop and work within walking or biking distance?				



The College Application Process

Depending on your interests and goals, the college application process can be as simple as filling out a one-page application or as complex as writing dozens of essays, taking multiple standardized tests and preparing portfolios. This section will help you organize the process and stay on track.

Preparing for College

Colleges care about the courses you take in high school. The more you challenge yourself when choosing high school courses, the more college options you may have.

HONORS CLASSES

- More challenging academically.
- Typically faster paced; cover topics in greater depth.
- Generally weighted higher for grade point average (GPA) but do not earn you college credit.

ADVANCED PLACEMENT (AP) CLASSES

- More challenging academically; courses prepare you to take rigorous exams that can lead to college credit.
- Across various subject areas, 38 AP classes are available.
- Your high school may not offer all AP classes, but most AP classes are also available online (a fee may be required).
- After coursework is completed, students take nationally administered AP exams in their chosen subject areas; if the exam scores are acceptable to the college, the college might award college credit, advanced placement or both for the course.

DUAL ENROLLMENT PROGRAMS

- Students take college-level classes for college credit while continuing to participate in regular high school activities.
- Classes are often offered at high schools or nearby community colleges.
- Not every high school participates; contact your high school counselor for more information.

INTERNATIONAL BACCALAUREATE DIPLOMA PROGRAMME

- Two-year curriculum offered by the International Baccalaureate (IB) that combines requirements of a mixture of different national education systems.
- Offered in English, French and Spanish, and allows students moving around the country or from one country to another to transfer among IB schools.
- Students choose courses from the following subject groups: studies in language and literature, language acquisition, individuals and societies, sciences, mathematics and the arts.
- A list of participating schools from around the world is available at www.ibo.org.

TECHNICAL PREPARATION (TECH PREP) PROGRAMS

- Multiyear program (two or more years in high school and two in an occupational/technical program at a community college or career and technical education institution) designed to prepare students for technical occupations.
- Expands education and employment opportunities by preparing you for careers in health care, business, industry, labor and government.
- Strong emphasis on math, science and English—a complete Tech Prep program includes the following:
 - A comprehensive career development plan
 - Courses designed for a specific career that integrate academic and occupational preparation
 - A learning environment that emphasizes math, communications, science and technology
 - A smooth transition from high school to college or employment

Practice Entrance Exams

College entrance exams are required by some four-year colleges. There are two tests that help you “rehearse” for taking college entrance exams—the PSAT/NMSQT and PreACT. Taking these tests will help you identify strengths and weaknesses in skills necessary for successful college study. You can then focus your preparation on those areas where you could most benefit from additional study or practice. Your specific test results are not reported to colleges. However, you may receive information from colleges and organizations interested in students testing within your range.

THE PRELIMINARY SCHOLASTIC APTITUDE TEST AND THE NATIONAL MERIT SCHOLARSHIP QUALIFYING TEST (PSAT/NMSQT)

The PSAT/NMSQT consists of three tests: usually taken during your junior year that help you practice for taking the SAT. The PSAT/NMSQT consists of three tests:

- Reading
- Writing and language
- Math

These tests measure the following skills:

- Critical reading
- Math problem-solving
- Writing

In addition, eighth, ninth and tenth graders may benefit from taking the PSAT 8/9 and PSAT 10.

The National Merit Scholarship Corporation uses these scores to determine eligibility for their scholarship programs.

For more information on the PSAT/NMSQT, visit the College Board website at <https://satsuite.collegeboard.org>.

THE PreACT TEST

PreACT is a multiple-choice test designed to help sophomores prepare to take the ACT. In addition, eighth and ninth graders may benefit from taking the PreACT 8/9. The PreACT is patterned after the ACT and includes testing in English, math, reading and science. PreACT score reports offer a broad view of students’ college and career readiness, and provides information regarding their future performance on the exam.

PreACT also offers insights to help students explore college major and career options to start planning for their future. The test is scored on the same 1-36 scale as the ACT but includes fewer questions. For more information on PreACT, visit www.act.org.

Entrance Exams

Several colleges require you to take a college entrance exam as part of the admissions process. There are two primary tests, the SAT and the ACT, and either test is generally accepted by colleges for admissions purposes.

Placement Tests

Some colleges, particularly community colleges, require students to take placement tests after they have been accepted by the college. Colleges use placement tests in subjects such as math and English to assess current subject knowledge and to assist in placing students in the appropriate class level. Placement tests often take place during the spring or summer prior to starting college. Placement tests measure current knowledge so little preparation is needed. Ask your college for study resources to prepare for the placement tests, if available.

MANY COLLEGES ARE ELIMINATING THE REQUIREMENT FOR ACT/SAT TEST SCORES. CHECK www.fairtest.org/university/optional FOR A CURRENT LIST OF TEST-OPTIONAL COLLEGES. THIS LIST IS EVER-CHANGING. ALWAYS VERIFY TEST REQUIREMENTS WITH THE COLLEGE’S ADMISSIONS COUNSELOR.

ENTRANCE EXAM COMPARISON

	ACT (American College Test)	SAT (Scholastic Aptitude Test)
What Is Tested	ACT measures what you learn in high school to determine your academic readiness for college	SAT measures what you learn in high school and what you need to succeed in college
When to Take the Test	ACT examination is usually taken during your junior year and is offered seven times a year in the months of February, April, June, July, September, October and December	SAT examination is usually taken during your junior year and is offered seven times a year in the months of March, May, June, August, October, November and December
Registration Deadline	About five to six weeks before the test date	About four weeks before the test date
Test Duration	2 hours, 55 minutes + 40 minutes for optional essay	3 hours + 50 minutes for optional essay
Major Sections	English, mathematics, reading, science and an optional writing section	Math, reading, writing, language and an optional essay
Scoring	1-36	400-1600
Test Owned By	ACT, Inc.	College Board
Started In	1959	1926
Website	www.act.org	www.collegeboard.org

Testing Dates, Fees and Registration

PSAT

2022-2023 Test Dates	Regular Registration Deadlines	Late Registration Deadlines	Notes	Fees	Registration
October 12-25, 2022	Check with your school counselor	Check with your school counselor	Test is administered by high school in a supervised setting	<ul style="list-style-type: none"> PSAT: \$18 Schools are billed directly for tests; some schools may require students to pay the fee and may also charge an additional fee to cover administrative costs Fee waivers are available for eligible low-income students See your school counselor for details 	Register with your school counselor or administrator

PreACT

2022-2023 Test Dates	Regular Registration Deadlines	Late Registration Deadlines	Notes	Fees	Registration
September 1-June 1 each year at your school's discretion	Check with your school counselor	Check with your school counselor	Test is administered by high school in a supervised setting	<ul style="list-style-type: none"> PreACT: \$17 Schools are billed directly for tests; some schools may require students to pay the fee and may also charge an additional fee to cover administrative costs 	Register with your school counselor or administrator

SAT

2022-2023 Test Dates	Regular Registration Deadlines	Late Registration Deadlines	Notes	Fees	Registration
October 1, 2022	September 2, 2022	September 20, 2022	<ul style="list-style-type: none"> Sunday administrations usually occur the day after each Saturday test date for students who cannot test on Saturday for religious reasons Optional essay will only be available in states where it's required as part of SAT School Day administrations 	<ul style="list-style-type: none"> SAT: \$60 Late registration: \$30 Test center change: \$25 Cancel registration: \$25 Cancel late registration: \$35 Waitlist registration is not available for the 2022-2023 school year Fee waivers are available for eligible low-income students See your school counselor for details 	www.collegeboard.org
November 5, 2022	October 7, 2022	October 25, 2022			
December 3, 2022	November 3, 2022	November 22, 2022			
March 11, 2023	February 10, 2023	February 28, 2023			
May 6, 2023	April 7, 2023	April 25, 2023			
June 3, 2023	May 4, 2023	May 23, 2023			

ACT

2022-2023 Test Dates	Regular Registration Deadlines	Late Registration Deadlines	Notes	Fees	Registration
September 10, 2022	August 5, 2022	August 19, 2022	You can proceed with your original test date or you can request to change it. However, you will need to pay the basic registration fee for the new test date plus the test date change fee. If you request a date change after the regular deadline for the new date, you must also pay the late registration fee. Your basic registration fee for the original test date will be refunded.	<ul style="list-style-type: none"> ACT (no writing test): \$63 ACT (with writing test): \$88 Late registration: \$36 Test date change: \$40 Test center change: \$40 Standby testing: \$63 Fee waivers are available for students who meet one or more indicators of economic need See your school counselor for details 	www.act.org
October 22, 2022	September 16, 2022	September 30, 2022			
December 10, 2022	November 4, 2022	November 11, 2022			
February 11, 2023	January 6, 2023	January 20, 2023			
April 15, 2023	March 10, 2023	March 24, 2023			
June 10, 2023	May 5, 2023	May 19, 2023			
July 15, 2023 ¹	June 16, 2023	June 23, 2023			

¹ No test centers are scheduled in New York for this date.

Submitting Your College Applications

Every college has a different application process with different directions to follow. Read them carefully and use the worksheet on page 10 to organize the information for the colleges you are considering. Make one copy for each college to keep with your application materials.

If you need help, there are many resources you can call on to help guide you, such as parents, teachers, school counselors and volunteer organizations.

WAYS TO APPLY

- Paper
- Electronic

To determine the best way to apply, go to the admissions page on each college's website and look for more information.

Consider visiting www.commonapp.org. More than 900 colleges and universities participate in this one-stop for college admissions where you can apply, keep track of college-specific deadlines and more.

APPLICATION COSTS

Application fees vary among colleges. Many colleges will waive the application fee, especially for applicants who received fee waivers for taking college entrance exams. Check with the college admissions office to determine the circumstances under which the college will waive the application fee.

You may also work with your high school counselor to obtain a fee waiver from the National Association for College Admission Counseling (NACAC).

DEADLINES

Deadlines are important. Be sure to pay attention to and meet each college's date for application. If applying with a paper application, be careful to note whether the deadline is based on the arrival or postmark date. If the deadline is the arrival date, make sure to include several days for postal delivery.

EARLY DECISION AND EARLY ACTION

Many colleges allow you to apply under an "early decision" or "early action" program. Typically, you have to apply earlier than most applicants, but you also find out earlier whether you have been accepted. Early decision is a binding commitment to the college of your commitment to enroll, typically in November or December, if admitted and offered a satisfactory financial aid package. Early action is similar to early decision but does not require a binding commitment to attend the college until the spring (typically May 1, which is National College Decision Day). These programs are not for everyone. Generally, only those who have a clear-cut, first-choice college should apply under these programs. If you believe early decision or early action is right for you, check with the college admissions office to determine how to apply.

TRANSCRIPTS

As part of the admissions process, you or your school counselor will need to request and submit an official copy of your high school transcript (and college transcript if you have already earned some college credits) for each college where you plan to apply.

Many students apply to colleges while still attending high school. College acceptance is often contingent upon your grades. You will also need to send a final transcript to the college you will attend.

RECOMMENDATIONS

If your colleges require recommendations, letters or specific forms, you will need to ask your teachers and/or other adults to be references. Some colleges even ask for peer recommendations. When identifying whom you should ask, consider your relationship with the person and how well you've done in your activities with them.

Writing recommendations can be time-consuming for the people writing them. They might also be writing them for other students. Give your references plenty of time and make sure they are aware of recommendation deadlines. One month before your earliest deadline should be sufficient, but inquire as to your reference's schedule when asking.

A recommendation is a favor. No one is required to recommend you to a college. Here are some commonly accepted rules of etiquette to follow:

- When giving your references the forms, include a pre-addressed envelope to the appropriate address with the correct amount of postage on the envelope if they are meant to mail it directly to the college.
- Write thank-you notes to your references.

ESSAYS

If your colleges require essays, they will usually give you specific questions or topics for your essays. Here are some tips to follow:

- Check for spelling and grammar mistakes. Most software programs offer this feature, but don't rely entirely on the computer.
- Have someone proofread and provide constructive feedback on your essay.
- Don't exceed the word limit, if any is given.
- Be yourself. Don't second-guess what the college would like you to think or say in your essay.
- Don't stray from the question/topic.

Everyone goes about the writing process differently. Brainstorming and outlining are two methods that might help you.





WORKSHEET: ORGANIZE YOUR APPLICATION INFORMATION

Make copies of this page, and complete the information for each college you are seriously considering.

COLLEGE NAME	
---------------------	--

COLLEGE INFORMATION

Address for application: _____

City, state, zip: _____

School website: _____

Application website: _____

Admissions office phone: _____ Fax: _____

CEEB code* (College): _____ (High School): _____

Federal school code:** _____ FAFSA submitted: _____ / _____ / _____

*CEEB codes can be found at www.collegeboard.org.

**Federal school codes can be found at <https://studentaid.gov/fafsa-app/FSCsearch>.

RECOMMENDATIONS

Recommendations required? YES NO

	Requested	Received	Thank You Sent
Reference 1: _____	<input type="checkbox"/>	<input type="checkbox"/>	<input type="checkbox"/>
Reference 2: _____	<input type="checkbox"/>	<input type="checkbox"/>	<input type="checkbox"/>
Reference 3: _____	<input type="checkbox"/>	<input type="checkbox"/>	<input type="checkbox"/>

VISIT/VIRTUAL EVENT

Name of Person You're Meeting	Date/Time	Location
_____	_____	_____
_____	_____	_____
_____	_____	_____

CONTACTS

Name	Phone	Email	Notes
_____	_____	_____	_____
_____	_____	_____	_____
_____	_____	_____	_____

APPLICATION DUE	/ / _: _ □ ET / □ MT / □ CT / □ PT
<input type="checkbox"/> Postmark date <input type="checkbox"/> Arrive-by date <input type="checkbox"/> Submit online date	
Application Submitted	/ /

ESSAYS

Essays required? YES NO

	Complete
Topic 1: _____	<input type="checkbox"/>
Topic 2: _____	<input type="checkbox"/>
Topic 3: _____	<input type="checkbox"/>

TRANSCRIPTS

High school transcripts requested? YES NO

College transcripts (if already earned college credits) requested? YES NO

ENTRANCE EXAMS

Test required Test optional Test blind

Ordered scores sent from ACT/SAT? YES NO

OTHER REQUIREMENTS

Other requirements? YES NO

Task	Complete
_____	<input type="checkbox"/>
_____	<input type="checkbox"/>
_____	<input type="checkbox"/>

Navigating Financial Aid

This chapter will help you understand what types of financial aid are available, the Free Application for Federal Student Aid (FAFSA) completion process and how to stay on course to receive your financial aid.

College Costs

COST OF ATTENDANCE

The cost to attend college is often referred to as Cost of Attendance (COA). COA is used in the calculation to determine eligibility for financial aid. It is often calculated to show the total cost for the academic year, though schools with programs that last a different time period might show the COA that covers a specific period of time. COA includes both direct and indirect costs.

Direct costs are fixed costs that are billed by the college.

- Tuition
- Fees
- Room and board (if living on campus)

Indirect costs are not included on a college bill; however, they are considered in the overall cost to attend college.

- Books and supplies
- Child care or other dependent care
- Costs related to a disability
- Loan fees
- Personal computer
- Personal expenses
- Reasonable costs for eligible study abroad programs
- Room and board (if living off campus)
- Transportation

Tuition

The cost of tuition and fees charged by a college depends on many factors, but the most significant factor is what type of college it is.

- **Public Colleges:** Tuition and fees are generally the lowest because they receive funds from state taxes. Most four-year and two-year public colleges charge higher tuition for nonresidents than for legal residents of the state in which the college is located. This out-of-state tuition can often make the cost of attending a public college as high as the cost of attending many private colleges. However, some bordering state residents may be treated as legal residents of that state under a reciprocity agreement. Check with the college admissions office if you are eligible to receive in-state tuition rates.
- **Private Colleges:** Tuition is usually higher than at public colleges. Private colleges do not receive public funding for their operations and need to charge more of the real costs to students. However, private colleges often have more financial aid resources that can help you pay for college. The greater your overall cost of attendance, the greater the possibility you will demonstrate need for financial aid.

Fees

Many colleges charge fees for other services. Examples include:

- Athletic
- Enrollment
- Greek societies (membership dues)
- Health center
- Library
- Parking
- Student activities
- Technology fees

Room and Board

Room and board means basic living expenses for housing and food. Regardless of the type of college you choose, you will have to consider these expenses.

Colleges with their own housing typically charge you on a nine-month basis for your room and most meals, excluding holiday and vacation periods. The room and board charge is built into your COA. Colleges also expect that students living in privately owned, off-campus housing have a similar level of expense. Some colleges do not allow students to stay in on-campus housing during excluded periods.

If you plan to live at home, you are likely to have lower expenses than on-campus students because you do not have to pay for housing. You will still need to factor in your cost of food and other living expenses. These costs are usually built into a commuter student budget for financial aid purposes.





WAYS TO REDUCE COLLEGE COSTS

- ➔ Earn college credits in high school. You can earn college credits by taking AP or IB exams or through dual enrollment. See page 6 for details.
- ➔ Earn college credits for what you already know. College Level Examination Program (CLEP) tests can get you through college quicker or help you graduate on time. For details, visit www.collegeboard.org.
- ➔ Two plus two. Start at a community college and then transfer to a four-year college to complete your bachelor's degree.
- ➔ Tuition reimbursement. If you or your parents are employed, check to see if the employer offers to reimburse you for the cost of attending college.
- ➔ Take an extra class over the normal, full-time load. Usually taking an extra class does not add to the tuition cost for the term.
- ➔ Shop around for textbooks. Rent or buy used books and sell them back to the bookstore or to other students after the end of the term. Look online for textbook deals and consider less expensive electronic versions.
- ➔ Get a job. Working part-time while going to college can help you pay for college and gain valuable work experience.
- ➔ Graduate on time.



Books and Supplies

As a college student, you will spend money on textbooks and school supplies, such as notebooks, paper, binders and pens. The amount you spend for books and supplies will vary only slightly by the type of college, but is related to the curriculum or courses you select. In some academic fields, such as nursing and other medical fields, you will spend more on books than in other fields, such as business or communications. Some fields will require specific uniforms and equipment that must be purchased, such as art, medical or lab supplies.

Personal Expenses

Regardless of the type of college you choose to attend, you will have some personal expenses, such as clothing, laundry, toiletries, recreation, cell phone bills and medical costs.

Transportation

All students spend some money for travel. If you live in a different city than where your college is located, you have to travel to get there at the start of the academic year and travel to return home at the end of the year. Most students also go home at least once during the year. For financial aid purposes, colleges often budget students for two round-trips home per year by the least expensive means of travel possible.

Commuter students will also have travel expenses, whether you use public transportation or a car to get to and from

college several days a week. These costs are built into student expense budgets by colleges for financial aid purposes.

DETERMINING YOUR OWN COSTS

To determine your own cost estimates, remember to consider any additional costs that might result from medical bills or extraordinary personal expenses. If your cost of attendance calculation is greater than the amount determined by your college, you may request an appeal to have your cost of attendance adjusted. The adjustment might increase your eligibility for financial aid.

Estimating College Costs

Before you file the FAFSA, there are ways to get an estimate of how much college may cost you.

FINANCIAL AID

Visit College Board's BigFuture EFC Calculator (<https://bigfuture.collegeboard.org/pay-for-college/calculate-your-cost/expected-family-contribution/efc-calculator>) to get an idea of your expected family contribution used by colleges to determine how much financial aid they will offer you.

Use the Federal Student Aid Estimator (<https://studentaid.gov/aid-estimator>) to determine eligibility for federal student aid and receive estimated types and amounts of aid you may receive.

NET PRICE CALCULATORS

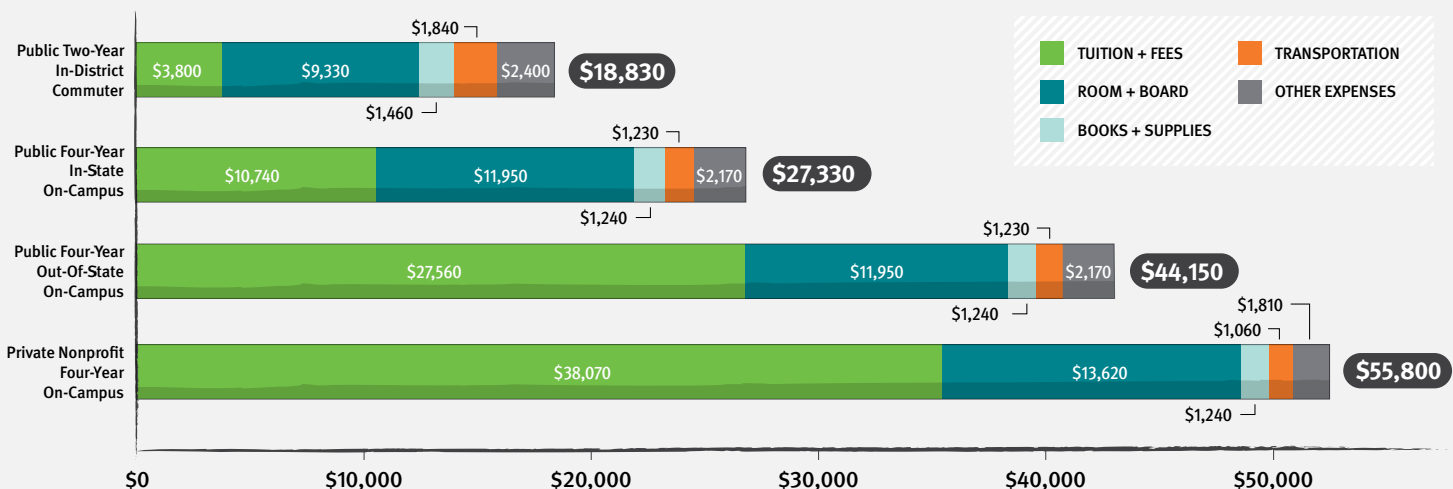
Each college that participates in the federal financial aid programs is required to have a "net price calculator" on its website. These calculators can give you a rough estimate of how much it may cost you to attend each specific college, taking into account aid you may receive from both the college and federal financial aid. The easiest way to find the calculator on the college's website is to type "net price calculator" in the website search field.

The estimates provided by different net price calculators should not be used to absolutely rule in or rule out a particular college. The calculator questions vary from college to college. Because of this, the results may not provide an "apples-to-apples" comparison of your net college costs.

COLLEGE AFFORDABILITY AND TRANSPARENCY

The U.S. Department of Education's College Affordability and Transparency Center serves as a central point of access to several tools, including College Scorecard and College Navigator, that provide access to college tuition and fees comparisons, net price calculators, state spending charts and more. Visit <https://collegecost.ed.gov>.

AVERAGE ESTIMATED FULL-TIME UNDERGRADUATE BUDGETS, 2021-22



Source: <https://research.collegeboard.org/pdf/trends-college-pricing-student-aid-2021.pdf>

FREE APPLICATION FOR FEDERAL STUDENT AID

FAFSA

Completion of the FAFSA is the single most important part of the financial aid process, and it takes most students less than one hour to complete.

By completing this free application, you could be offered thousands of dollars to help you pay for college!

About the FAFSA

WHAT THE FAFSA DOES

Completing the Free Application for Federal Student Aid (FAFSA) is important! Your eligibility for federal financial aid, including loans, grants and work-study opportunities, is calculated using the Federal Need Analysis Methodology, a formula mandated by Congress. Many states, colleges and scholarship providers also use FAFSA submissions to determine financial aid. The formula takes into account your (and your parents' if you are a dependent student) financial condition. When you complete the FAFSA, you are answering a series of questions to provide this information.

Filing the FAFSA is free. Remember—The first word in FAFSA is “Free.” There are companies that will charge you a fee to help you complete the FAFSA, but there shouldn't be a need to pay for this service.

You will need to file the FAFSA each year you will be in college to be considered for aid.

If you do not meet the citizenship requirements for filing the FAFSA, check with the financial aid office at your college to determine if an alternative application can be used.

HOW TO AVOID COMMON FAFSA MISTAKES

- **Don't assume you won't qualify for financial aid or that the process is too hard.** Virtually every student is eligible for at least one type of federal student aid, and the only way to receive federal student aid, some state and institutional aid, and some scholarships is to complete the FAFSA.
- **Check each state and college's deadline and/or “priority filing date” and file your FAFSA in time to meet those deadlines.** Contact the financial aid office regarding other applications or forms you may be required to submit.
- **Do not delay completing the FAFSA because you are waiting to hear if you have been accepted to a college.** You should file your FAFSA as soon as possible on or after October 1 regardless of whether or not you have been accepted to college. Waiting until you have been accepted could result in missing important financial aid deadlines, making you ineligible for financial aid you might otherwise have been able to receive.
- **Create an FSA ID before filling out the FAFSA.** The FSA ID is a username and password used to log in to certain Federal Student Aid (FSA) websites. This will be used every year you complete the FAFSA online as well as to check the status of your federal student loans. You and one parent each need an FSA ID and it should be created prior to starting the FAFSA. Create your FSA ID at <https://studentaid.gov/fsa-id/create-account/launch>.
- **Sign the FAFSA appropriately.** You and your parent will each need to acquire an FSA ID to electronically sign your online FAFSA. Failure to do so may cause you to lose out on financial assistance you may be otherwise qualified to receive.
- **Use the IRS Data Retrieval Tool (IRS DRT) to automatically transfers tax information from the IRS directly into your FAFSA.** This is the fastest and most accurate way to enter your tax return information in the FAFSA. This tool is available for those who have completed their prior-year taxes at the time of FAFSA filing. Go to <https://studentaid.gov/resources/irs-drt-text> to learn more about using the IRS DRT.
- **Contact your college to report special circumstances.** Since the FAFSA does not include space for you to explain special financial circumstances unique to you and your family, an explanation of the situation should be communicated directly to the financial aid administrator of the college(s) to which you're applying. Special circumstances may include unusual medical bills, an impending divorce or loss of employment. The financial aid administrator may decide to adjust data elements used to calculate the Expected Family Contribution (EFC). This adjustment may increase your eligibility for financial aid. Do not mail this correspondence with your FAFSA or directly to your college. It is best to speak with a financial aid administrator and they will tell you what is needed.
- **Read the application carefully to prevent errors on the FAFSA.** Mistakes and incomplete information can lead to delays in receiving aid. Take your time, use the help function built into the form available on most questions and ask for help if you get stuck.
- **List all the colleges to which you are applying for admission.** Your FAFSA information will only be sent to the colleges you specify (you may list up to ten). Each college has a six-digit federal school code. Visit <https://studentaid.gov/fafsa-app/FSCsearch> to search for federal school codes.



1
Create an FSA ID



2
Complete the FAFSA



3
Receive a SAR (colleges receive an ISIR)



4
Complete verification (if selected)



5
Receive financial aid offer letters from colleges



6
Compare financial aid packages and choose a college

1. Your first step is to create an FSA ID. Both the student and one parent (if the student is dependent) must each create an FSA ID. Create your FSA ID at <https://studentaid.gov/fsa-id/create-account/launch>.

2. The fastest, easiest and most accurate way to file and get results is to complete the FAFSA online. Go to <https://studentaid.gov/h/apply-for-aid/afsa> to file the FAFSA online. Your application is automatically edited for errors as you complete it to ensure your information is as accurate as possible. When your FAFSA information is transmitted over the Internet, it is completely secure. It is easy to navigate with extensive online help including live chat, email and phone options available.

Other ways to file include:

- PDF FAFSA that you download, complete and mail. Go to <https://studentaid.gov/resources>.
- Paper FAFSA that you request, complete and mail. To get a paper FAFSA, call 800-4-FED-AID (800-433-3243). If you are hearing impaired, contact the TTY line at 800-730-8913.

To complete the FAFSA, you (and your parents if you are considered dependent) must provide certain information regarding your financial assets, liabilities and income.

Check as you complete the FAFSA:

- You and your parent have signed the FAFSA
- You have listed all the colleges to which you are applying for admission

- If you do not have enough room for all your colleges, list your first ten choices on the FAFSA. Once you have received your valid Student Aid Report (SAR), you can then edit the college list on your FAFSA by making a correction to your FAFSA so that your FAFSA data is transmitted to the remaining colleges.

- You have printed a copy or made a copy of your completed FAFSA for your records

3. After you file a FAFSA, you will receive a SAR from Federal Student Aid (FSA) between three days and three weeks of submitting your FAFSA that contains information provided on your FAFSA along with your Expected Family Contribution (EFC). Your EFC is not the amount of money your family is expected to pay. Rather, you should think of the EFC as an index colleges use to calculate the amount of financial aid you may qualify to receive. While your family is expected to contribute toward your cost of education, the amount of this contribution will be determined by the financial aid office at your college.

When you complete the FAFSA, you indicate the federal school codes for the colleges you are interested in attending. These colleges receive the information you provided on the FAFSA in the form of an Institutional Student Information Record (ISIR). Based on this information, each college will determine the amount

and types of aid for which you are eligible. Your state’s higher education agency also will receive your FAFSA results to figure out how much state aid you may receive.

4. Verification is the process colleges use to ensure the accuracy of the information reported on the FAFSA. Being selected for verification does not mean you have done something wrong. You may be required to provide the college with a copy of your tax return or other additional documentation. Be sure to watch for and respond to verification requests in a timely manner or your FAFSA will not be completed and you may miss out on receiving financial aid.

5. You will receive a financial aid offer letter from each college that accepts you for admission. The letter outlines the total financial aid package (grants, scholarships, work-study and loans) for which you are eligible. Financial aid officers at the colleges can answer questions regarding the SAR and offer letters. See pages 24-25 for more information about offer letters.

6. It is time to analyze your financial aid offer letters and make your decision! Use the “Make Your Decision” chart on page 26 to help you analyze and compare your offer letters. Be sure to notify your college of the financial aid options you have chosen to accept and decline as you are not required to accept all financial aid offered to you, such as loans.

Common Questions about Completing the FAFSA

Why does Federal Student Aid (FSA) ask for prior-prior year income tax information from the year before I go to college?

Studies have consistently shown that verifiable income tax information from the prior-prior year (2021 for the 2023-2024 award year) is more accurate than projected information when estimating how much the family will be able to contribute during the coming school year.

What state do I list as my domicile (residency)?

On the FAFSA, domicile is referred to as your “State of Legal Residence.” A person’s domicile is their present, fixed home to which they return following temporary absences and at which they intend to stay indefinitely. To be eligible for in-state tuition benefits and most state-supported financial aid, you must have established domicile for at least one year prior to the first day of class. Minors are presumed to have the domicile of their parent or legal guardian.

Domiciliary intent is determined using many factors. These could include paying state income tax as a resident, registering to vote in the state, owning property, permanent employment, sources of financial support and economic ties with the state. The responsibility is on the student to provide sufficient information to establish domiciliary intent. Contact the registrar’s office at your college for more information.

How do I know if I am a dependent or independent student?

In determining financial need, one of the most important factors is whether you are classified as a dependent or independent student. Dependent students must include parental information on the FAFSA. Independent students should include information only on themselves and their spouse (when applicable). You are automatically classified as independent if you can check ANY of the following boxes:

- I was born before January 1, 2000
- I am married
- I will be working on a master’s or doctorate program (e.g., MA, MBA, MD, JD, PhD, EdD, graduate certificate)
- I am serving on active duty in the U.S. Armed Forces
- I am a veteran of the U.S. Armed Forces
- I now have or will have children for whom I will provide more than half of their support between July 1, 2023 and June 30, 2024
- Since I turned age 13, both of my parents were deceased
- I was in foster care at any point since turning age 13
- I have dependents (other than my children or my spouse) who live with me and I provide more than half of their support
- I was a dependent or ward of the court at any point since turning age 13
- I am currently or I was an emancipated minor
- I am currently or I was in legal guardianship

- I am currently, or at risk of, experiencing homelessness

If none of these criteria apply to you, you are a dependent student (even if you are 18 years old). Visit <https://studentaid.gov/apply-for-aid/fafsa/filling-out/dependency> for more information.

In addition, the financial aid office at your college can determine if you should be considered independent if special circumstances exist, but this occurs only in rare circumstances.

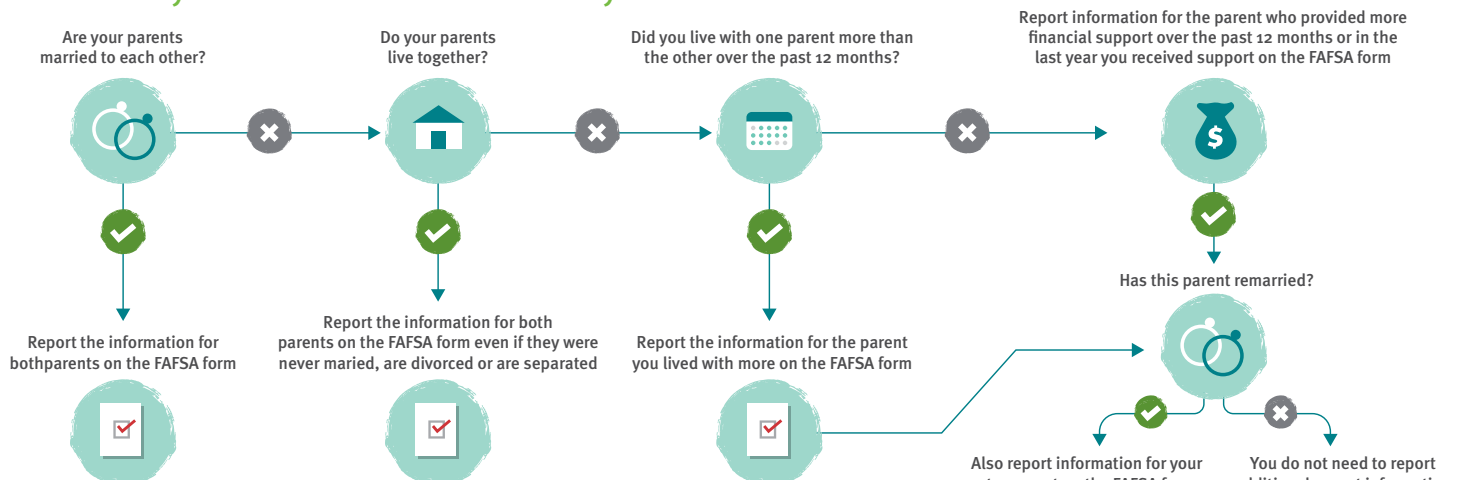
Who is considered my parent for financial aid purposes?

View the chart below to determine who you should list as your parent for financial aid purposes. Keep in mind that the following people are not considered your parents for financial aid purposes unless they have legally adopted you: legal guardians, foster parents, widowed stepparents, grandparents, brothers or sisters, aunts or uncles.

What should I do if I am considered a dependent student but I have no contact with my parents?

Submit your FAFSA without any parent data. You will receive a request for information from your college financial aid administrator. If you do not receive a request for information, contact the financial aid office and request a “Dependency Override.” The college financial aid administrator can use professional judgment to determine if a student should be treated as an independent student. You will need to provide the financial aid office documentation of your circumstances. The decision is based on the financial aid administrator’s judgment based on the facts of your specific situation, and it is final.

Who’s My Parent When I Fill Out My FAFSA Form?



WORKSHEET: CREATING AN FSA ID



Creating an FSA ID is the first step to completing the Free Application for Federal Student Aid (FAFSA). The FSA ID username and password are used to electronically sign the FAFSA and other important financial aid paperwork. It also grants you access to your online Federal Student Aid (FSA) account. Compared to completing a paper FAFSA, completing the FAFSA online and signing it electronically may reduce application errors and is also the quickest way to submit the application. Use this worksheet to help you create an FSA ID.

Each student and at least one parent or legal guardian must have a unique FSA ID in order to electronically sign the FAFSA. For a video on how to create an FSA ID, go to www.youtube.com/watch?v=yj1Pn-shze8.

INFORMATION NEEDED TO CREATE AN FSA ID

Student Information

- Student Social Security card
- Student email address²
- Student mobile phone number²

Parent/Legal Guardian Information

- Parent/legal guardian Social Security card¹
- Parent/legal guardian email address²
- Parent/legal guardian mobile phone number²

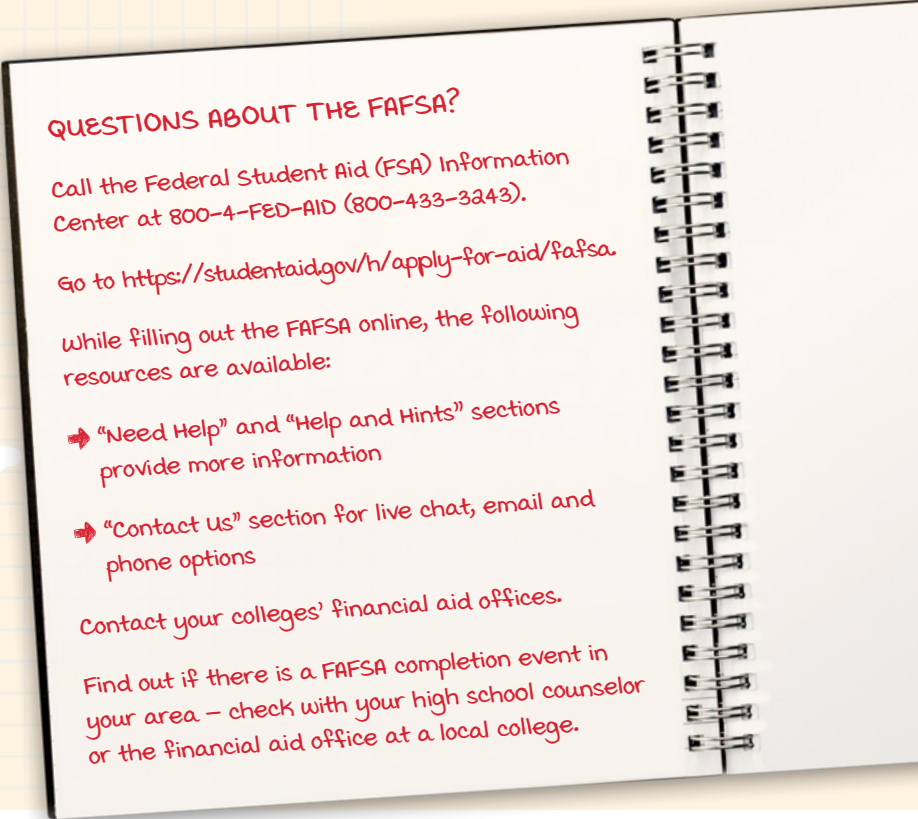
STEPS TO CREATING AN FSA ID

STEP ONE Personal Information	A. Go to the Create an Account (FSA ID) webpage at https://studentaid.gov/fsa-id/create-account/launch . B. Click Get Started. C. Enter your name exactly as it appears on your Social Security card, date of birth (mm/dd/yyyy) and Social Security number. If your name is too long and you can't fit your full name into the box, type as much of your name as you can.
STEP TWO Account Information	A. Create a username 6-30 characters in length using any combination of numbers and uppercase or lowercase letters. Student username: _____ Parent/legal guardian username: _____ B. Enter and confirm your email address. It is recommended to use a non-school-based email address since you will need to access your FSA account after you graduate high school. Student email address: _____ Parent/legal guardian email address: _____ C. Create and confirm a password 8-30 characters in length. The password is case sensitive and must include a combination of numbers, uppercase letters and lowercase letters. Do not use personal identifiers (e.g., date of birth, name). Student password: _____ Parent/legal guardian password: _____
STEP THREE Contact Information	A. Enter your permanent mailing address. If you don't have one, you may use your high school address. B. Enter and confirm your mobile phone number. C. It is highly recommended to check the box allowing for quick and easy mobile phone account recovery.
STEP FOUR Communication Preferences	A. Select if you would like to receive U.S. Department of Education communications via email (recommended) or postal mail. B. Select your preferred language (English or Spanish).
STEP FIVE Challenge Questions	A. Select Challenge Question 1: _____ Answer: _____ B. Select Challenge Question 2: _____ Answer: _____ C. Select Challenge Question 3: _____ Answer: _____ D. Select Challenge Question 4: _____ Answer: _____
STEP SIX Confirm and Verify	A. Review your information for accuracy and make any necessary edits. B. Review FSA's terms and conditions and agree to them by checking the box.
STEP SEVEN Account Recovery	A. Select to verify your mobile phone number and/or email address by retrieving the six-digit secure code sent to you and entering it into the box provided. If you provided both a mobile phone number and an email address, you must verify both.

If you provided an email address, you will receive a confirmation email. You can begin to use your FSA ID immediately for activities such as electronically signing your FAFSA; however, some of your activities will be limited until the Social Security Administration (SSA) verifies your information (1-3 business days). Keep your FSA ID username and password in a safe place and do not share this information with anyone.

¹ Parent/legal guardian, if you are undocumented or do not have a Social Security number, go to <https://studentaid.gov/apply-for-aid/fafsa/filling-out> to find alternative methods to signing the FAFSA.

² The student and parent/legal guardian email addresses and mobile phone numbers must be different.



QUESTIONS ABOUT THE FAFSA?

Call the Federal Student Aid (FSA) Information Center at 800-4-FED-AID (800-433-3243).

Go to <https://studentaid.gov/h/apply-for-aid/fafsa>

While filling out the FAFSA online, the following resources are available:

- ➔ “Need Help” and “Help and Hints” sections provide more information
- ➔ “Contact Us” section for live chat, email and phone options

Contact your colleges’ financial aid offices.

Find out if there is a FAFSA completion event in your area – check with your high school counselor or the financial aid office at a local college.

Federal Financial Aid

The U.S Department of Education’s website defines federal student aid as “financial aid from the federal government to help you pay for education expenses at an eligible college or career school. Grants, loans and work-study are types of federal student aid.”

You must complete the FAFSA to apply for this aid.

GRANTS (DO NOT HAVE TO BE REPAID)

Program	Eligibility Requirements	Annual Award	More Information
Federal Pell Grant	<ul style="list-style-type: none"> • Undergraduate student enrolled at least half-time at a qualifying college • U.S. citizen or eligible noncitizen • Demonstrate financial need 	Maximum award for 2022-2023 is \$6,895	Award amount depends on COA, EFC, full- or part-time enrollment and Lifetime Eligibility Used (LEU). Lifetime eligibility is limited to the equivalent of six years of full-time funding or 600%.
Federal Supplemental Educational Opportunity Grant (FSEOG)	<ul style="list-style-type: none"> • Undergraduate student enrolled at least half-time at a qualifying college • U.S. citizen or eligible noncitizen • Demonstrate exceptional financial need • Recipient of a Federal Pell Grant 	Between \$100 and \$4,000	Award amount depends on amount of funds the college has to award, and full- or part-time enrollment. Colleges grant funds on a first-come, first-served basis and funds can run out.
Iraq and Afghanistan Service Grant	<ul style="list-style-type: none"> • Undergraduate student whose parent or guardian was a member of the U.S. Armed Forces and died as a result of performing military service in Iraq or Afghanistan after the events of 9/11 • Less than 24 years old or enrolled in a qualifying college at least part time at the time of the parent’s or guardian’s death • U.S. citizen or eligible noncitizen • Ineligible for a Federal Pell Grant due only to having less financial need than is required to receive Pell funds 	Maximum award for 2022-2023 is \$6,501.99 but cannot exceed the cost of attendance	Payment adjusted for less than full-time study. Total amount may not exceed the equivalent of six years of Iraq and Afghanistan Service Grant funding.
TEACH Grant	<ul style="list-style-type: none"> • Undergraduate/graduate/post-baccalaureate student enrolled at a qualifying college in a TEACH Grant-eligible program • U.S. citizen or eligible noncitizen • Meet certain academic achievement requirements (talk to the financial aid office at your college for specific information) • Receive TEACH Grant counseling • Sign a TEACH Grant Agreement to Serve or Repay 	Maximum award for 2022-2023 is \$3,772	Must agree to teach in a high-need field serving low-income students for four years. If service obligation is not fulfilled, TEACH Grant converts to a Direct Unsubsidized Loan, which must be repaid with interest retroactively.

WORK-STUDY (MONEY EARNED WHILE ATTENDING COLLEGE; DOES NOT HAVE TO BE REPAID)

To be considered for Federal Work-Study, you must complete the FAFSA and indicate on your form that you are interested in being considered for a work-study job. You should then follow up regarding next steps with your financial aid office.

Program	Eligibility Requirements	Annual Award	More Information
Federal Work-Study	<ul style="list-style-type: none"> Undergraduate or graduate student enrolled at least half-time at a qualifying college U.S. citizen or eligible noncitizen Demonstrate financial need 	<ul style="list-style-type: none"> Depends on financial need and amount college has to award Contact the financial aid office 	Funds are limited—early filers receive priority. Program provides part-time employment and pays an hourly rate of at least the current federal minimum wage. Your college may also offer its own work-study program. Your college must pay you directly unless you request otherwise and must pay you at least once a month.

LOAN PROGRAMS (BORROWED MONEY THAT MUST BE PAID BACK WITH INTEREST)

To receive federal student loans, you must first complete the FAFSA. You will also be required to sign a Master Promissory Note (MPN), which explains the terms and conditions of your loan(s). Contact the college you will be attending for information about how to sign the MPN. Loan repayment begins 180 days after you leave college or drop below half-time enrollment.

Program	Eligibility Requirements	Annual Award	Repayment Information	More Information
Direct Subsidized Loan	<ul style="list-style-type: none"> Undergraduate student enrolled at least half-time at a qualifying college U.S. citizen or eligible noncitizen Demonstrate financial need 	See <i>Federal Direct Loan Limit Amounts</i> chart on the following page for amounts	<ul style="list-style-type: none"> Repayment begins six months after you graduate, withdraw from college or drop below half-time enrollment Maximum repayment term depends upon total principal balance but might extend from 10-25 years For Direct Subsidized Loans first disbursed on or after July 1, 2022 and before July 1, 2023, interest rate is a fixed 4.99% 	<p>These loans are awarded based on financial need. The borrower is not charged interest during periods of enrollment and during authorized deferments. The federal government pays (subsidizes) the interest during these periods. Your college will calculate your need for the Direct Subsidized Loan.</p> <p>There is a loan fee of 1.057% for loans disbursed on or after October 1, 2020 and before October 1, 2023.</p>
Direct Unsubsidized Loan	<ul style="list-style-type: none"> Undergraduate or graduate student enrolled at least half-time at a qualifying college U.S. citizen or eligible noncitizen 	See <i>Federal Direct Loan Limit Amounts</i> chart on the following page	<ul style="list-style-type: none"> Repayment begins six months after you graduate, withdraw from college or drop below half-time enrollment Maximum repayment term depends upon total principal balance but might extend from 10-25 years For Direct Unsubsidized Loans first disbursed on or after July 1, 2022 and before July 1, 2023, interest rate is a fixed 4.99% for undergraduate borrowers and 6.54% for graduate or professional borrowers 	<p>You are not required to show financial need to receive a Direct Unsubsidized Loan. You are responsible for the interest charged from the time the loan is disbursed until it is paid in full. You can pay the interest as it accrues or allow the interest to be “capitalized,” which means the interest will be added to the principal amount of the loan. Capitalized interest increases the amount you repay. Your college will determine your eligibility for an unsubsidized loan, including the loan amount for which you are eligible.</p> <p>There is a loan fee of 1.057% for loans disbursed on or after October 1, 2020 and before October 1, 2023.</p>
Direct PLUS Loan	<ul style="list-style-type: none"> Biological or adoptive parent of a dependent undergraduate student enrolled at least half-time at a qualifying college Graduate or professional student enrolled at least half-time at a qualifying college U.S. citizen or eligible noncitizen Does not have an adverse credit history 	Up to the cost of attendance minus any financial aid you are eligible to receive	<ul style="list-style-type: none"> Repayment begins after the final Direct PLUS Loan disbursement; however, the borrower may qualify for a deferment of the first payment until six months after the student is no longer enrolled at least half-time Maximum repayment term depends upon total principal balance but might extend from 10-25 years For Direct PLUS Loans first disbursed on or after July 1, 2022 and before July 1, 2023, interest rate is a fixed 7.54% 	<p>Applicants must pass a credit check to be eligible for a Direct PLUS Loan. If they don't pass, they might still be able to receive a loan if they can demonstrate that extenuating circumstances exist or if they secure a creditworthy endorser. A Direct PLUS Loan is an unsubsidized loan, and the borrower is responsible for paying all interest that accrues on the loan.</p> <p>There is a loan fee of 4.228% for loans disbursed on or after October 1, 2020 and before October 1, 2023.</p>

FEDERAL DIRECT LOAN LIMIT AMOUNTS

Year	Dependent Undergraduates (Except Students Whose Parents Are Unable to Obtain Direct Plus Loans)	Independent Undergraduates (And Dependent Undergraduate Students Whose Parents Are Unable to Obtain Direct Plus Loans)	Graduate or Professional Students
First Year	\$5,500	\$9,500	\$20,500 (Direct Unsubsidized Loans only)
	No more than \$3,500 may be in Direct Subsidized Loans		
Second Year	\$6,500	\$10,500	
	No more than \$4,500 may be in Direct Subsidized Loans		
Third Year and Beyond (Each Year)	\$7,500	\$12,500	
	No more than \$5,500 may be in Direct Subsidized Loans		
Total Amount You Can Borrow	\$31,000	\$57,500	
	No more than \$23,000 may be in Direct Subsidized Loans		\$138,500 ¹ for graduate or professional students—no more than \$65,500 may be in Direct Subsidized Loans. The graduate aggregate limit includes all federal loans received for undergraduate study.

¹ Graduate and professional students enrolled in certain approved health professions programs may borrow additional Direct Unsubsidized Loans beyond this amount. Please check with the financial aid office at your college for more details.



Scholarships

Scholarships are a form of gift aid—money that does not have to be repaid. You will want to invest your time into conducting your own scholarship search to locate this free money. There are many scholarships awarded each year, some are based on academics or athletics but thousands are based on a variety of other criteria, including:

- The high school you attended
- The community in which you grew up
- Community service you performed
- The program of study you intend to pursue
- How much financial need you demonstrate
- Hobbies, skills or special interests

Simply put, there are thousands of scholarships awarded every year that have nothing to do with your academic

or athletic performance. However, scholarship donors are not going to come looking for you. It’s up to you to make every effort to find these opportunities.

SCHOLARSHIP DONORS

Investigate the scholarship opportunities offered by the colleges that interest you. The college’s financial aid office or website should have a list of scholarships that are available at the college.

Look to other sources, including religious and civic groups, community organizations, employers and other corporations, foundations and even some individuals.

SCHOLARSHIP SEARCHES

To maximize your chances of receiving scholarship funds, you should develop a plan to search and apply for scholarships. A good place to start your scholarship search is the Internet.

There are several scholarship search sites on the web. You will have to provide some personal information in order for the scholarship search engine to be effective, but be careful! Not all scholarship search sites are legitimate. Here is a list of scholarship search sites known to be legitimate:

- Fastweb: www.fastweb.com
- College Board: <https://bigfuture.collegeboard.org>
- U.S. Department of Labor: www.careeronestop.org/Toolkit/Training/find-scholarships.aspx
- Golden Door Scholars: www.goldendoorscholars.org
- Chegg: www.chegg.com/scholarships
- Peterson’s: www.petersons.com/scholarship-search.aspx
- Niche: www.niche.com/colleges/scholarships
- Cappex: www.cappex.com/scholarships

APPLYING FOR SCHOLARSHIPS

Successful scholarship applicants typically apply for more than one scholarship. They apply for several and so should you. Many scholarships require you to complete a formal scholarship application. They may also request additional information such as:

- An essay or personal statement
- Letters of recommendation
- Examples of work in a specific study area
- SAT/ACT scores
- Transcripts
- Phone or in-person interview

Follow all directions, submit complete, error-free applications and provide all additional information requested. Finally, write thank-you notes to all who helped in your search, especially the donor.

RECEIVING A SCHOLARSHIP

Most scholarships are paid to the college on your behalf. Some may be made co-payable to you and the college. If this happens, you will be required to endorse the check. Alternatively, some scholarship donors may send the scholarship funds directly to you. If you receive a scholarship check, advise the financial aid office at your college immediately upon receipt.

Most scholarships that pay for tuition and fees are not taxable. However, it is possible that some or all of the scholarship funds could count as income and could be taxable. Make sure you seek advice to determine if any scholarship funds should be claimed on your tax forms.

AWARD DISPLACEMENT

Federal regulations (for the 2021-2022 academic year) require the college to reduce the financial aid package when the total aid from all sources exceeds the college's cost of attendance by more than \$300. Certain aid, such as the Pell Grant, do not get reduced. An outside scholarship is most likely to affect campus-based aid, such as the FSEOG grant, Federal Work- Study and the college's own financial aid funds. This is called award displacement. You are required to report any outside scholarships to the college's financial aid office. If you fail to report an outside scholarship and it results in an overpayment, you may be required to repay the college or the government all or part of your need-based financial aid package. Check with the financial aid office if you have questions on how a scholarship may impact your financial aid package.

Scholarship Scams

Securing money to pay for a college education can cause a great deal of stress in a family. Some dishonest companies prey upon the stress the financial aid search can cause. Watch for these warning signs of a scholarship scam.

WARNING SIGNS

1. **“You are guaranteed to win the scholarship or get your money back.”**
No service can guarantee that it will get you a grant or scholarship. Review a service's refund policies in writing before you pay a fee. Typically, fraudulent scholarship search services require that applicants show rejection letters from each of the sponsors on the lists they provide to request a refund of any fees paid. If a sponsor no longer exists, if it really does not provide scholarships, or if it has a rolling application deadline, letters of rejection are almost impossible to obtain.
2. **“Act quick or you will miss out.”**
A dishonest operation might put pressure on an applicant by saying that awards are on a first-come, first-served basis. Some scholarship programs give preference to the earliest qualified applications. However, if you are told (especially on the phone) that you must respond quickly, but you will not hear about the results for several months, there might be a problem.
3. **“We'll do all the work for you.”**
Unfortunately, nobody else can fill out the personal information forms, write the essays and supply the references that many scholarships require.
4. **“The scholarship will cost some money.”**
Some legitimate scholarship sponsors charge fees to defray their processing expenses. But before you send money to apply for or accept a scholarship, investigate the sponsor, especially if a request for money is made by phone. If you win a scholarship, you will generally receive official notification by mail or email, not by phone. “Free” money shouldn't cost you a thing.
5. **“Our scholarship program is endorsed.”**
Be wary of endorsements. Fraudulent operations claim endorsements by groups with names similar to well-known private or government organizations. The Better Business Bureau and government agencies do not endorse businesses.

6. **“You can't get this opportunity anywhere else.”** Scholarship directories are available to access for free in your public library, high school counseling office, college financial aid office and online.
7. **“You are a 'finalist' or you have been selected by a 'national foundation' (to receive a scholarship you never applied for).”** Most legitimate scholarship programs never seek particular applicants and will most likely only contact you in response to an inquiry. In addition, fraudulent scholarship operations often use official-sounding names containing words, such as federal, national, administration, division, federation and foundation. If you think there is a real possibility that you might have been selected to receive a scholarship, investigate before you send money to be sure the sponsor or program is legitimate.
8. **“We need your credit card or checking account number in advance.”** Never provide your credit card or checking account number on the phone to the representative of an organization that you do not know. A legitimate need-based scholarship will not ask for your checking account number. Get information in writing first. An unscrupulous operation does not need your signature on a check. It schemes to set up situations that allow it to drain a victim's account with unauthorized withdrawals.

Additional information on scholarships, including scams, can be found at <https://finaid.org>.

Avoiding Scams

The Federal Trade Commission and College Parents of America (CPA) have partnered to provide tips on recognizing deceptive scholarship and financial aid practices. CPA is a resource, advisor and advocate working on behalf of the millions of parents of current and future college students throughout the United States. For more information about CPA, call toll free 888-761-6702 or visit CPA at <https://collegeparents.org>. Also visit <https://studentaid.gov/resources/scams> for additional information.

\$100 MILLION IN SCHOLARSHIP FUNDING GOES UNCLAIMED EVERY YEAR! APPLY EARLY AND OFTEN.

CSS Profile®

In addition to the FAFSA, the CSS Profile is an application some colleges and scholarship programs require students to complete to qualify for institutional financial aid. The application opens October 1. The cost is free for domestic undergraduate students whose family adjusted gross income is less than \$100,000, the student qualified for an SAT fee waiver, or the student is an orphan or ward of the court under the age of 24. For other students, the fee is \$25 for the initial application and \$16 per additional report. To view a list of participating colleges and to apply, go to <https://cssprofile.collegeboard.org>.

Your Financial Aid Rights and Responsibilities

YOUR RIGHTS

You have a right to receive the following information from your college:

- What financial aid is available, including information about federal, state and college programs.
- What are the deadlines for applying for each kind of aid.
- The cost of attendance and the refund policies if you withdraw.

- What are the criteria used to select aid recipients.
- How your financial need is determined, including how student expenses are calculated in your budget.
- What resources are considered in determining your need, such as parent contribution, assets, benefits and other financial aid.
- How much of your financial need has been met.
- What aid resources make up your financial aid package.
- What part of the aid is a loan and must be repaid, and what part is gift aid.
- What is the interest rate on your student loan, the total amount that must be repaid, the procedures for paying back the loan, how long you have to repay and when repayment begins.
- What are the procedures for appealing a financial aid decision if you think you have been treated unfairly or if your aid package is inadequate.
- How the college determines whether or not you are making Satisfactory Academic Progress and what happens if you are not.
- Complete your application for student financial aid accurately and submit it to the right place on time (errors can delay your getting aid, and intentional misreporting of information is a violation of law subject to penalties under the U.S. Criminal Code).
- Return all additional documentation, verification, corrections and/or new information requested by the financial aid administrator or the agency to which you submitted your application.
- Read and understand all forms that you are asked to sign, keep copies of them and accept responsibility for all agreements you sign.
- Notify the lender/servicer of your loans about any changes to your name, address or school status.
- Satisfactorily perform the work assigned through Federal Work-Study.
- Know and comply with the deadlines for applying and reapplying for aid.
- Report all awarded outside scholarships to your college's financial aid office.
- Know and comply with your college's refund policies and procedures.

YOUR RESPONSIBILITIES

You have a responsibility to:

- Review and consider all information about a college's program before you enroll.



IF YOU HAVE TO BORROW MONEY TO ATTEND COLLEGE

Borrow only what you need. Just because you are eligible to borrow a certain amount, don't automatically do so. If you can manage with less, borrow less.

Think about how much you'll make versus how much you borrow. Loans add up over your college career. Think about whether your job after graduation will pay enough to make the payments on the amount you borrow. Visit the Occupational Outlook Handbook at

www.bls.gov/ooh to estimate your starting salary.

If you need to take out loans, take out subsidized loans first. You will not be charged interest while enrolled in college at least half-time (more than five credits) or during deferment (a period of time in which you are entitled to have payments postponed).

If you have other income and borrow unsubsidized loans, try to make interest payments while you are still in college. Or simply borrow less. This will significantly decrease the amount of money you will have to repay after you graduate.

Need help figuring out a personal budget to determine how much to save or spend on college each month? Use this personal budgeting worksheet to keep organized

www.ecmc.org/students/documents/fab-budgeting-flyer.pdf.



The Final Decision

Your financial aid offer letter has arrived. Now is the time to carefully consider your options and select the types of aid and college that are the best fit for you. This section will help you choose the right college, guide you through the final steps in receiving your financial aid and help you financially prepare yourself for college.

Understanding Your Financial Aid Offer Letter

Once you have been accepted for enrollment at any college and have applied for financial aid by completing the Free Application for Federal Student Aid (FAFSA) and any other financial aid forms required by the college, you and your family will receive a financial aid offer letter. This letter will detail the amount of financial support the college is able to provide for the upcoming year. You might receive the offer letter along with your notice of acceptance. Some colleges make the offer letters available online. Check with your colleges to see how they distribute the offer letters.

READ THE FINE PRINT

- Read your offer letter carefully to ensure you understand all terms and conditions so you can decide if you want to accept any, or all, of the aid offered. Look for instructions for your next steps. You might need to complete additional paperwork (e.g., loan applications).
- Determine if grants or scholarships are available for more than one year. If so, what are the applicable conditions?
- When comparing financial aid offers, consider your final out-of-pocket cost. An offer containing loans may have a higher ultimate out-of-pocket cost than an equivalent offer that contains mostly grants.

MAKE YOUR COLLEGE AWARE OF ANY SPECIAL CIRCUMSTANCES

Has your family situation changed since you filed the FAFSA? Has a parent become unemployed or ill? Have you been awarded additional outside scholarships? You must report any changes to the college.

Even name and address changes must be reported. Any of these changes can affect your offer.

WHAT IF IT'S NOT ENOUGH?

If after reading the offer letter you believe that the offer and your family savings are not enough to cover all of your expenses, don't panic! There are other options for getting the money you need to attend the college of your choice.

- Research other sources for outside scholarships. It might not be too late to apply.
- Consider any potential benefits from your parents' places of employment. Look beyond just tuition and scholarships, such as programs to lower the cost of computers, insurance or travel.
- See if your college offers a payment plan that allows tuition expenses to be spread out over the year.
- Make sure your financial aid office is aware of any unique situations that affect your ability to pay for college.

MEET DEADLINES

The clock is ticking! Once you've chosen your college, you might need to inform the college, in writing, about how much of the offer you plan to accept. If you don't respond by the date indicated, your offer could be in jeopardy.

WHAT YOU MIGHT SEE ON AN OFFER LETTER

The offer letter provides a summary of the estimated cost of attendance along with financial aid the college is offering you.

JOB LOSS/LOSS OF INCOME ARE SPECIAL CIRCUMSTANCES THAT SHOULD BE REPORTED TO THE COLLEGE'S FINANCIAL AID OFFICE.

Sample University Financial Aid Offer Letter

Costs for the 2022-2023 Year

Estimated Cost of Attendance for Full-Time Enrollment	\$25,000/Year
Tuition and fees	\$14,000
Room and board (on-campus resident)	\$8,000
Books and supplies	\$1,000
Transportation	\$600
Miscellaneous	\$1,400

Grants and Scholarships to Pay for College

Total Grants and Scholarships ("Gift Aid"; No Repayment Needed)	\$13,600/Year
Grants from your college	\$8,000
Federal Pell Grant	\$3,570
Grants from your state	\$1,000
Awarded scholarships	\$1,030

What You Will Pay for the 2022-2023 Year

Net price (cost of attendance minus total grants and scholarships)	\$11,400/year
--	---------------

OPTIONS TO PAY NET PRICE

Work Options

Work-study (federal, state or institutional)	\$1,000/year
--	--------------

Loan Options*

Direct Subsidized Loan	\$3,500/year
Direct Unsubsidized Loan	\$2,000/year

*You may be eligible for a different amount. Contact your financial aid office.

Other Payment Options for Remaining Balance Due

<ul style="list-style-type: none"> Expected Family Contribution (as calculated by the institution using information reported on the FAFSA or to your institution) Payment plan offered by the institution Direct PLUS Loan Military and/or National Service benefits Non-federal private education loan 	\$4,900/year
--	--------------

GRADUATION RATE

Percentage of full-time students who graduate within six years

67%

LOW MEDIUM HIGH

LOAN DEFAULT RATE

Percentage of borrowers entering repayment and defaulting on their loan

7%

12%

This institution

National institutions

MEDIAN BORROWING

Students at Sample University typically borrow \$20,000 in federal loans over four years. The federal loan payment over 10 years for this amount is approximately \$196.84 per month. Your borrowing amount may be different.

REPAYING YOUR LOANS

To learn about student loan repayment, go to <https://studentaid.gov/manage-loans/repayment>.

FOR MORE INFORMATION AND NEXT STEPS:

Sample University (SU)
 Financial Aid Office
 123 Opportunities Street
 Anytown, SU 12345
 Phone: 555-123-4567
 Email: financialaid@sampleuniv.edu



COST OF ATTENDANCE

The college's published sticker price.

Example: \$25,000



GIFT AID

Free money (scholarships and grants) that does not need to be paid back.

Example: \$13,600



NET PRICE

Overall cost (the actual price you will pay for your education over time; this includes net cost, which you will pay now plus loans, which will need to be paid back later).

Example: \$11,400

COST OF ATTENDANCE

The college's published sticker price.

Example: \$25,000



ALL AID

Free money (scholarships and grants) that does not need to be paid back plus loans that do need to be paid back.

Example: \$19,100



NET COST

Immediate cost (the price you will pay now for your education; loans will need to be paid back at a later time; net cost can be paid using family contributions earnings and work-study income).

Example: \$5,900



MAKE YOUR DECISION

A quick way to compare offers and determine your net price is to subtract all your grant, scholarship and other free aid from your cost of attendance. Keep in mind that colleges have different ways of offering financial aid, as well as different costs of attendance.¹

		COLLEGE (FILL-IN)					
		Sample college					
EVALUATE	Pros	Top-rated program, low cost of living					
	Cons	May need a car, limited housing options					
COST OF ATTENDANCE	Tuition and fees	\$14,000					
	Room and board ²	\$8,000					
	Books and supplies	\$1,000					
	Transportation	\$600					
	Miscellaneous	\$1,400					
	Total College Costs (A)	\$25,000					
GRANT/SCHOLARSHIPS/WORK-STUDY	Federal Pell Grant	\$3,570					
	Federal Supplemental Educational Opportunity Grant (FSEOG)	-					
	State/other grants	\$1,000					
	Scholarships	\$1,030					
	Institution-based aid	\$8,000					
	Total Grant/Scholarship Aid (B)	\$13,600					
	Your Net Price (Overall Cost) (A – B)	\$11,400					
Work-Study (Work To Earn)	\$1,000						
LOANS		Offered	Accept/Decline \$	Offered	Accept/Decline \$	Offered	Accept/Decline \$
	Direct Subsidized Loan	\$3,500	Accept \$3,500				
	Direct Unsubsidized Loan	\$2,000	Accept \$2,000				
	Direct PLUS Loan	\$4,900	Decline -				
	Private loan	-	-				
	Total Loan Offer (C)	\$5,500					
SUMMARY	Total Financial Aid (B + C = D)	\$19,100					
	Your Net Cost (Immediate Cost) (A-D)³	\$5,900					

¹ Not all colleges participate in all of the financial aid programs listed above.

² If you are living off campus, estimate your housing and food expenses.

³ Loans, which are part of the net price, or overall costs, will need to be paid back at a later time. Net cost can be paid using family contributions, earnings and work-study income.

Virginia High School Requirements

Credits Needed for Graduation

Most Virginia students earn either a standard diploma or an advanced studies diploma. Students must earn a combination of standard and verified units of credit to receive either diploma. Students earn a standard unit of credit for a course by successfully completing 140 clock hours of instruction and meeting the objectives of the course. A verified unit of credit is awarded for a course in

which a student earns a standard unit of credit and achieves a passing score on a corresponding Standards of Learning (SOL) test or other test approved by the Virginia Board of Education.

The charts on this page show the minimum high school graduation requirements for Virginia high school students. To learn about these and other Virginia high school diploma types and graduation requirements, visit www.doe.virginia.gov/boe/accreditation/2017-grad-req.shtml.

STANDARD DIPLOMA COURSE REQUIREMENTS

Discipline Area	Standard Credits: Effective with First-Time Ninth Graders in 2018-2019 and Beyond	Verified Credits: Effective for First-Time Ninth Graders in 2018-2019 and Beyond
English	4	2
Mathematics	3	1
Laboratory science	3	1
History and social sciences	3	1
Health and physical education	2	
World language, fine arts or career and technical education	2	
Economics and personal finance	1	
Electives	4	
Total credits	22	5

ADVANCED STUDIES DIPLOMA COURSE REQUIREMENTS

Discipline Area	Standard Credits: Effective with First-Time Ninth Graders in 2018-2019 and Beyond	Verified Credits: Effective for First-Time Ninth Graders in 2018-2019 and Beyond
English	4	2
Mathematics	4	1
Laboratory science	4	1
History and social sciences	4	1
World language	3	
Health and physical education	2	
Fine arts or career and technical education	1	
Economics and personal finance	1	
Electives	3	
Total credits	26	5

Sources for chart information: Virginia Department of Education (www.doe.virginia.gov/instruction/graduation/standard.shtml)

THIS CHART OUTLINES THE MINIMUM STATE GRADUATION REQUIREMENTS FOR VIRGINIA. YOUR SCHOOL DISTRICT MAY HAVE DIFFERENT GRADUATION REQUIREMENTS. IN ADDITION, YOUR COLLEGE MAY REQUIRE OR RECOMMEND SPECIFIC HIGH SCHOOL COURSES. RESEARCHING REQUIREMENTS EARLY ON WILL HELP YOU STAY ON TRACK FOR HIGH SCHOOL GRADUATION AND COLLEGE ADMISSION.

Virginia College Transfer Options

Programs of Study and Transfer Requirements

Wherever you live in Virginia, there is a two-year public college nearby. There are two types of public two-year colleges:

Community Colleges

Virginia's 23 community colleges offer classes on 40 campuses, as well as at numerous off-campus centers. See pages 34-37 for a list of these colleges and their contact information.

Junior College

Richard Bland College in South Prince George is Virginia's only public two-year college that is not a community college.

PROGRAMS OF STUDY

Community colleges offer a wide variety of programs of study, although all programs are not offered at all community colleges. Transfer programs provide a foundation for continued study at a four-year college or university. Occupational programs provide skills that are needed in today's workforce, including the areas of health, information technology and manufacturing. Community college programs lead to certificates, diplomas and associate degrees. For a complete list of community college programs and courses, visit the Virginia Education Wizard at www.vawizard.org.

Richard Bland College's primary mission is to prepare students for transferring to four-year colleges after the completion of an associate degree program. Visit Richard Bland College on the web at www.rbc.edu.

TRANSFERRING TO A FOUR-YEAR COLLEGE

Virginia's two-year colleges have transfer agreements in place with many of Virginia's public and private four-year colleges. These agreements guarantee admission to selected four-year colleges for students who have completed a degree program at a two-year college. Students who are guaranteed admission must meet certain requirements—such as a minimum grade point average—that vary among the four-year colleges. Details of these agreements and requirements are available on the Virginia Community College System website at www.vccs.edu and the Richard Bland College website at www.rbc.edu.

The State Council of Higher Education for Virginia has a web tool that can help with planning which courses transfer. You can find the tool at <https://research.schev.edu/vccs-course-transfer>. The Virginia Education Wizard also has a transfer planning tool. Find the tool at www.vawizard.org.

In addition, Transfer Virginia is a new initiative to provide transparency and access throughout the college transfer process. Visit www.transfervirginia.org to research, plan and organize your transfer journey using information and resources provided by Virginia colleges.

Higher Education Centers in Virginia

Virginia has many options to help you pursue an education after high school. If you prefer to stay in your region but don't have convenient access to a traditional college or university, explore the opportunities available through one of Virginia's five higher education centers. The centers offer access to many courses, degrees and certification programs that meet regional needs by partnering with colleges and universities across the Commonwealth.

The five centers are:

INSTITUTE FOR ADVANCED LEARNING AND RESEARCH
Danville
434-766-6700
www.ialr.org

NEW COLLEGE INSTITUTE
Martinsville
276-403-5671
<https://newcollegeinstitute.org>

ROANOKE HIGHER EDUCATION CENTER
Roanoke
540-767-6161
www.education.edu

SOUTHERN VIRGINIA HIGHER EDUCATION CENTER
South Boston
434-572-5440
www.svhed.org

SOUTHWEST VIRGINIA HIGHER EDUCATION CENTER
Abingdon
276-619-4300
www.swcenter.edu



Virginia College Profiler

There are many important factors in choosing a college. How you fit in academically and the Cost of Attendance (COA) are important considerations. The charts in this section provide some of the information you need to compare colleges on these factors.

Public Universities	Students Enrolled in 2021-2022 Academic Year ¹				Estimated 2022-2023 ² COA before Financial Aid Cost figures are estimated and your actual costs could vary.
	SAT 25 th Percentile	SAT 75 th Percentile	High School GPA 25 th Percentile	High School GPA 75 th Percentile	
Christopher Newport University	1110	1320	3.49	4.12	\$26,684
College of William & Mary	1360	1520	4.08	4.50	\$37,144
George Mason University	1150	1340	3.44	4.00	\$26,450
James Madison University	1150	1300	3.54	4.06	\$24,212
Longwood University	960	1140	3.15	3.86	\$29,158
Norfolk State University	860	1082	2.60	3.50	\$20,466
Old Dominion University	1020	1220	2.89	3.76	\$24,580
Radford University	950	1150	2.87	3.73	\$21,872
Richard Bland College	Not available	Not available	Not available	Not available	\$18,139
University of Mary Washington	1140	1320	3.36	4.05	\$26,824
University of Virginia	1400	1510	4.23	4.52	\$31,126
University of Virginia's College at Wise	990	1240	3.50	4.21	\$23,416
Virginia Commonwealth University	1070	1300	3.39	4.11	\$27,938
Virginia Community College System	Not available	Not available	Not available	Not available	\$4,563 ³
Virginia Military Institute	1160	1260	3.31	4.00	\$30,588
Virginia State University	840	1040	2.68	3.50	\$30,588
Virginia Tech	1230	1400	3.73	4.24	\$27,226

¹ Test scores and GPAs were obtained from the State Council of Higher Education for Virginia (SCHEV) website. SAT scores are a combination of the reading, writing and math scores.

² Cost of Attendance (COA) provided by each college to the State Council of Higher Education for Virginia (SCHEV). Costs are for full-time students and include in-state tuition, mandatory fees and average on-campus room and board. The costs shown above do not include all components of the COA, such as non-mandatory fees, program-specific fees, transportation, personal expenses, books and school supplies.

³ Does not include average room and board costs.

Private Colleges	Students Enrolled in 2021-2022 Academic Year ¹ Test scores and high school grade point averages are provided to show you how your scores compare to those of students who enrolled in selected Virginia colleges. Some students had lower scores and GPAs, while other students had higher scores and GPAs.				Estimated 2022-2023 ² COA before Financial Aid Cost figures are estimated and your actual costs could vary.
	SAT 25 th Percentile	SAT 75 th Percentile	High School GPA 25 th Percentile	High School GPA 75 th Percentile	
Averett University	920	1140	2.67	3.52	\$49,150
Bluefield University	922	1085	2.94	3.75	\$39,006
Bridgewater College	1070	1250	3.20	4.00	\$54,140
Christendom College	1170	1380	Not available	Not available	\$41,670 ³
Eastern Mennonite University	1130	1350	3.27	4.06	\$51,890
Emory & Henry College	Not available	Not available	3.10	3.93	\$48,600
Ferrum College	920	1190	2.68	3.64	\$51,550
Hampden-Sydney College	1103	1233	3.15	3.90	\$64,740
Hampton University	990	1170	3.00	3.80	\$42,148
Hollins University	1080	1280	3.50	4.00	\$56,080
Liberty University	1040	1280	3.28	3.90	\$36,600
Mary Baldwin University	900	1130	2.88	3.92	\$41,931
Marymount University	1105	1250	2.88	3.85	\$52,280
Randolph College	910	1150	2.52	3.81	\$39,476
Randolph-Macon College	1020	1225	3.39	4.10	\$59,970
Regent University	980	1240	2.91	3.92	\$28,032 ³
Roanoke College	1080	1210	3.18	3.99	\$50,566
Shenandoah University	1080	1250	3.34	4.08	\$49,950
Southern Virginia University	1027	1212	3.17	3.84	\$28,448
Sweet Briar College	1020	1230	3.20	4.00	\$37,840
University of Lynchburg	1000	1220	3.09	4.03	\$47,360
University of Richmond	1322	1470	3.53	3.90	\$75,200
Virginia Union University	770	940	2.10	2.87	\$24,378
Virginia Wesleyan College	1140	1380	2.95	3.84	\$48,030
Washington and Lee University	1410	1530	Not available	Not available	\$78,670

¹ Test scores and GPAs were obtained from the State Council of Higher Education for Virginia (SCHEV) website. SAT scores are a combination of the reading, writing and math scores.

² Cost of Attendance (COA) provided by each college to the Council of Independent Colleges in Virginia (CICV). Costs are for full-time students and include in-state tuition, mandatory fees and average on-campus room and board. The costs shown above do not include all components of the COA, such as non-mandatory fees, program-specific fees, transportation, personal expenses, books and school supplies.

³ Data from college's website as of June 2022.

Virginia Financial Aid

The Virginia financial aid opportunities included in this section supplement the federal financial aid programs on pages 18-20.

MANY COLLEGES ARE ELIMINATING THE REQUIREMENT FOR ACT/SAT TEST SCORES. CHECK www.fairtest.org/university/optional FOR A CURRENT LIST OF TEST-OPTIONAL COLLEGES. THIS LIST IS EVER-CHANGING. ALWAYS VERIFY TEST REQUIREMENTS WITH THE COLLEGE'S ADMISSIONS COUNSELOR.

Undergraduate Students

PRIMARY STATE FINANCIAL AID PROGRAMS

Program	Participating Colleges	Residency Requirement	Eligibility	Award Amount	Application Contact
G3 – Get Skilled, Get a Job, Get Ahead	Virginia community colleges	Virginia residents only	Financial need, at least half-time enrollment in a degree program in a high-demand field	Remaining tuition/fees after federal and state aid have been applied; Pell Grant recipients eligible for an additional \$2,250	College financial aid office https://viriniag3.com
Virginia Commonwealth Award	Virginia public colleges	Virginia residents only	Financial need	Varies based on need and available funds, up to tuition/fees	College financial aid office; this program does not have a separate application; complete the FAFSA at https://studentaid.gov/h/apply-for-aid/fafsa
Virginia Guaranteed Assistance Program (VGAP)	Virginia public colleges	Virginia residents only	Financial need, full-time enrollment and a minimum 2.5 high school GPA	Varies based on available funds	College financial aid office; this program does not have a separate application; complete the FAFSA at https://studentaid.gov/h/apply-for-aid/fafsa
Virginia Tuition Assistance Grant Program (VTAG)	Participating Virginia private colleges	Virginia residents only	Full-time enrollment	Varies based on available funds	College financial aid office
Two-Year College Transfer Grant Program	Participating Virginia four-year colleges	Virginia residents only	Complete associate degree at Virginia public two-year college, financial need and a minimum 3.0 GPA	\$1,000 annual award, additional \$1,000 for students enrolled in specific degree programs—additional \$1,000 for students transferring to NSU, ODU, RU, UVA-Wise, VCU or VSU	Four-year college financial aid office
Virginia Military Survivors and Dependents Education Program	Virginia public colleges	Virginia residency for veteran parent	Dependent or spouse of veteran parent who was MIA, POW, killed or 90% disabled in wartime service	Waiver of tuition and required fees, plus an annual stipend based on available funds	Department of Veterans Services 804-225-2083 www.dvs.virginia.gov
New Economy Workforce Credential Grant	Virginia community colleges and select higher education centers	Virginia residents only	Enrolled in an eligible non-credit training program that meets a high demand occupation	Up to 2/3 off the cost of the program	Community college workforce development office https://elevatevirginia.org/wcg

SAMPLE OF STATE FINANCIAL AID PROGRAMS FOR SPECIFIC CIRCUMSTANCES

(For a complete listing, go to www.schev.edu/financial-aid/financial-aid/federal-state-financial-aid.)

Program	Participating Colleges	Residency Requirement	Eligibility	Award Amount	Application Contact
Academic Common Market (attending non-Virginia college)	Participating Southern Regional Education Board (SREB) member public colleges	Virginia residents only	Eligible degree programs not available in Virginia	In-state tuition rate of host state is charged	State Council of Higher Education for Virginia 804-225-2600 www.schev.edu/financial-aid/financial-aid
Academic Common Market (attending Virginia college)	Participating Virginia public colleges	Non-Virginia residents only	Residency in SREB state, eligible degree programs not available in home state	In-state tuition rate is charged	Home state ACM coordinator www.sreb.org
Soil Scientist Scholarships	Virginia Tech students only	Virginia residents only	Soil scientist student, merit and postgrad work agreement	Up to tuition	Virginia Tech 540-231-6300
State Cadetship	VMI, Virginia Tech, Mary Baldwin University	U.S. citizen	Varies, selection process	Varies based on available funds	College program office or financial aid office
VDOT Civil Engineering Scholarship Program	GMU, ODU, UVA, VMI, Virginia Tech and out-of-state colleges with an ABET-accredited civil engineering program	Virginia resident or attend a Virginia college	Minimum 2.5 GPA, enrollment in an ABET-accredited civil engineering program as a junior or senior, and postgrad work agreement	\$3,500 stipend for fall and spring semesters; paid summer internship	Email VDOT at talentacquisitionteam@vdot.virginia.gov or visit www.virginiadot.org/jobs/students_and_recent_graduates.asp
Virginia National Guard State Tuition Assistance Program	Participating Virginia colleges	Not restricted	Contact the Virginia National Guard	Up to \$7,000 per year for tuition	VNG Education Service Specialist https://va.ng.mil/programs-resources/tuition-assistance

Program	Participating Colleges	Residency Requirement	Eligibility	Award Amount	Application Contact
Virginia Child Care Provider Scholarship Program (VCCPSP)	Participating Virginia colleges	Virginia resident or an employee of a child care program located in Virginia	Working or planning to work in a child care program; first come, first served	Up to \$4,020 or eight community college courses, whichever occurs first	Virginia Department of Education www.vaccscholarship.com
Virginia Nursing Scholarship Programs	Participating Virginia colleges	Virginia residents only	Varies	Varies	Virginia Department of Health www.vdh.virginia.gov/health-equity/forms-and-applications
Virginia Space Grant Consortium (VSGC)	Participating colleges (CWM, Hampton U, ODU, UVA, Virginia Tech); separate program for Virginia community colleges	U.S. citizen	Minimum 3.0 GPA, full-time enrollment in a STEM degree program as a junior or senior	Up to \$8,500	Virginia Space Grant Consortium https://vsgc.odu.edu
Virginia Teaching Scholarship Loan Program (VTSLP)	Participating Virginia four-year colleges	Not restricted	Minimum 2.7 GPA, teacher shortage area and nominated for scholarship by the institution where enrolled	Up to \$10,000	Director of education program at Virginia college www.doe.virginia.gov/teaching/financial_support/virginia-teaching-scholarship-loan-program
Virginia Vocational Incentive Scholarship Program for Shipyard Workers	Tidewater Community College	Virginia residents only	Enrollment in an Associate Applied Science degree program or a registered apprenticeship program, full-time employment at eligible Virginia shipyard manufacturing or repair company, and postgrad work agreement	Tuition and fees	Tidewater Community College financial aid office
Virginia Women's Institute for Leadership (VWIL)	Mary Baldwin University	Virginia residents only	Enroll full-time into the VWIL program	Equivalent to VTAG	MBU admissions office https://marybaldwin.edu/vwil

STATE FINANCIAL AID PROGRAMS FOR SPECIFIC CIRCUMSTANCES (For a complete listing, go to www.schev.edu/financial-aid/financial-aid/federal-state-financial-aid.)

Program	Participating Colleges	Residency Requirement	Eligibility	Award Amount	Application Contact
Foster Care Tuition Grant	Virginia community colleges	Virginia residents only	Foster child, financial need and maintain satisfactory academic progress	Varies based on need, up to tuition/fees	Community college financial aid office
Granville P. Meade Scholarship	Virginia colleges	Virginia residents only	Complete high school in Virginia, financial need and academic achievements	\$2,000 per year for four years	High school principal's office or homeschool association
Senior Citizens Tuition Waiver	Virginia public colleges	Virginia residents only	Age 60+ and has income limitations	Tuition/required fees	College admissions office
Talent Attraction Program (TAP): Student Loan Repayment	Any accredited four-year college in the U.S.	Reside within the Tobacco Region during the 24-month period of employment in which the award is made	Earned a bachelor's degree or higher between December 1, 2020 and December 31, 2022; reside and work in the Tobacco Region in an eligible occupation; able to legally work in the U.S.	\$12,000 annually, up to \$48,000 for student loan repayment	Virginia Tobacco Region Revitalization Commission www.revitalizeva.org/grant-loan-program/student-loan-repayment
Virginia Part-Time Assistance Program (PTAP)	Virginia community colleges	Virginia residents only	Financial need, enroll in a maximum of eight credits per semester	Varies based on need, up to tuition/fees	Community college financial aid office

Graduate Students

PRIMARY STATE FINANCIAL AID PROGRAMS


Program	Participating Colleges	Residency Requirement	Eligibility	Award Amount	Application Contact
Virginia Commonwealth Award	Participating Virginia public colleges	Not restricted	Full-time enrollment and other requirements as determined by the granting institution	Varies based on available funds	College financial aid office; this program does not have a separate application; complete the FAFSA at https://studentaid.gov/h/apply-for-aid/fafsa
Virginia Military Survivors and Dependents Education Program	Virginia public colleges	Virginia residency for veteran parent	Dependent or spouse of veteran parent who was MIA, POW, killed or 90% disabled in wartime service	Waiver of tuition and required fees, plus an annual stipend based on available funds	Department of Veterans Services 804-225-2083 www.dvs.virginia.gov
Virginia Tuition Assistance Grant Program (VTAG)	Participating Virginia private colleges	Virginia residents only	Full-time enrollment in a health-related professional graduate program	Varies based on available funds	College financial aid office

SAMPLE OF OTHER GRADUATE ASSISTANCE PROGRAMS (For a complete listing, go to www.schev.edu/financial-aid/financial-aid/federal-state-financial-aid.)

Program	Participating Colleges	Residency Requirement	Eligibility	Award Amount	Application Contact
Academic Common Market (attending non-Virginia college)	Participating Southern Regional Education Board (SREB) member public colleges	Virginia residents only	Eligible degree programs not available in Virginia	In-state tuition rate of host state is charged	State Council of Higher Education for Virginia 804-225-2600 www.schev.edu/financial-aid/financial-aid
Academic Common Market (attending Virginia college)	Participating Virginia public colleges	Non-Virginia residents only	Residency in SREB state, eligible degree programs not available in home state	In-state tuition rate is charged	Home state ACM coordinator www.sreb.org
Senior Citizens Tuition Waiver	Virginia public colleges	Virginia residents only	Age 60+ and has income limitations	Tuition/required fees	College admissions office
Stephen J. Wright Scholars Program—SREB Doctoral Scholars	Participating Virginia colleges	Virginia residents only	Application and selection process	Varies by year; includes tuition and a stipend	Southern Regional Education Board (SREB) www.sreb.org/doctoral-scholars-program
Virginia National Guard State Tuition Assistance Program	Participating Virginia colleges	Not restricted	Contact the Virginia National Guard	Up to \$7,000 per year for tuition	VNG Education Service Specialist https://va.ng.mil/programs-resources/tuition-assistance
Virginia Space Grant Consortium (VSGC)	Participating colleges (CWM, Hampton U, ODU, UVA, Virginia Tech)	U.S. citizen	Minimum 3.0 GPA, full-time enrollment in a STEM degree program and conduct a research project with NASA or aerospace relevance	Up to \$6,000 fellowship	Virginia Space Grant Consortium https://vsgc.odu.edu
Virginia Teaching Scholarship Loan Program (VTSLP)	Participating Virginia four-year colleges	Not restricted	Minimum 2.7 GPA, teacher shortage area and nominated for scholarship by the institution where enrolled	Up to \$10,000	Director of education program at Virginia college www.doe.virginia.gov/teaching/financial_support/virginia-teaching-scholarship-loan-program

Application deadlines for the programs listed vary and the eligibility requirements listed are not all-inclusive. Contact your college’s financial aid office or the agency listed in the application contact column for additional information. All need-based financial aid programs listed require, at a minimum, the completion of the Free Application for Federal Student Aid (FAFSA). Individual colleges or programs may require the completion of additional forms.

For more information, visit www.schev.edu/financial-aid/financial-aid.



Virginia students who are nonimmigrants, undocumented, have Deferred Action for Childhood Arrivals (DACA) status or are otherwise ineligible to file the FAFSA and would like to be considered for state financial aid and some institutional financial aid programs should complete the Virginia Alternative State Aid (VASA) Application at www.vasaapp.org.

Saving for College—Virginia529SM

Virginia offers two tax-advantaged 529 college savings programs. Invest529 is open year-round, and has no beneficiary age requirements. Virginia’s programs are Invest529SM and CollegeAmerica®. Both offer significant tax advantages and can be used at eligible four-year colleges, two-year colleges, graduate schools, trade schools, training programs, registered apprenticeship programs, tuition at private or religious K-12 schools and up to \$10,000 in certain student loan repayments. 529 programs provide tax-free growth and tax-free withdrawals when used for qualified higher education expenses, as defined in IRC Section 529. Participants in Invest529 and CollegeAmerica can deduct their contributions, up to \$4,000 per account per year, from their Virginia taxable

income. No other 529 plan in the country can offer Virginia state individual income tax benefits. For more information about these programs, visit www.virginia529.com.

INVEST529

Invest529 offers multiple investment portfolios, including target-date portfolios and principal-protected options, to meet various risk tolerances, investment objectives and college savings time horizons. Accounts can be opened with as little as \$10, with no monthly obligation for contributions. Benefits from Invest529 accounts can be used for all qualified higher education expenses as defined in IRC Section 529, including tuition and fees, certain room and board expenses, textbooks and required supplies and equipment. Invest529 is open year-round, and has no beneficiary age requirements. While there are no residency restrictions

for most savings options within Invest529, the Tuition Track Portfolio, Invest529’s newest offering as of February 2021, is only available to Virginia residents.

COLLEGEAMERICA

Virginia529 offers CollegeAmerica through financial advisors nationwide, in partnership with Capital Group, home of American Funds®, one of the oldest and largest mutual fund companies. CollegeAmerica gives investors the choice of a large variety of American Funds’ mutual funds. With CollegeAmerica, families can save for all qualified higher education expenses as defined in IRC Section 529, including tuition and fees, certain room and board expenses, textbooks, required supplies and equipment. For more information on CollegeAmerica, please consult your financial advisor.

Virginia Resources

Virginia College Directory

The following pages provide contact information for many of the degree-granting colleges and universities, as well as nursing schools, located in Virginia. For a complete list that also includes non-degree granting colleges, visit the State Council of Higher Education for Virginia website at www.schev.edu or call 804-225-2600 for more information.

Contact the admissions office for information on campus tours, or to request an admissions application or information packet. The financial aid office can give you information on the college's financial aid procedures and available college scholarships, as well as let you know the status of your financial aid applications.

DEADLINES ARE IMPORTANT!

Many of the colleges on the following pages have deadlines for submitting admission applications. Check with the college to make sure you know what information you need to submit by the deadline to maximize your chances for admission.

Where available, the college's financial aid priority filing date is listed in the directory. It is a good idea to double-check these dates on the colleges' websites since they are subject to change. If you miss this deadline, it doesn't mean you will not be considered for financial aid. However, meeting this deadline will maximize your opportunity to receive aid from the college.

Many colleges have a financial aid priority filing date. Submit your FAFSA and other required information by this date to maximize your opportunity to receive financial aid.

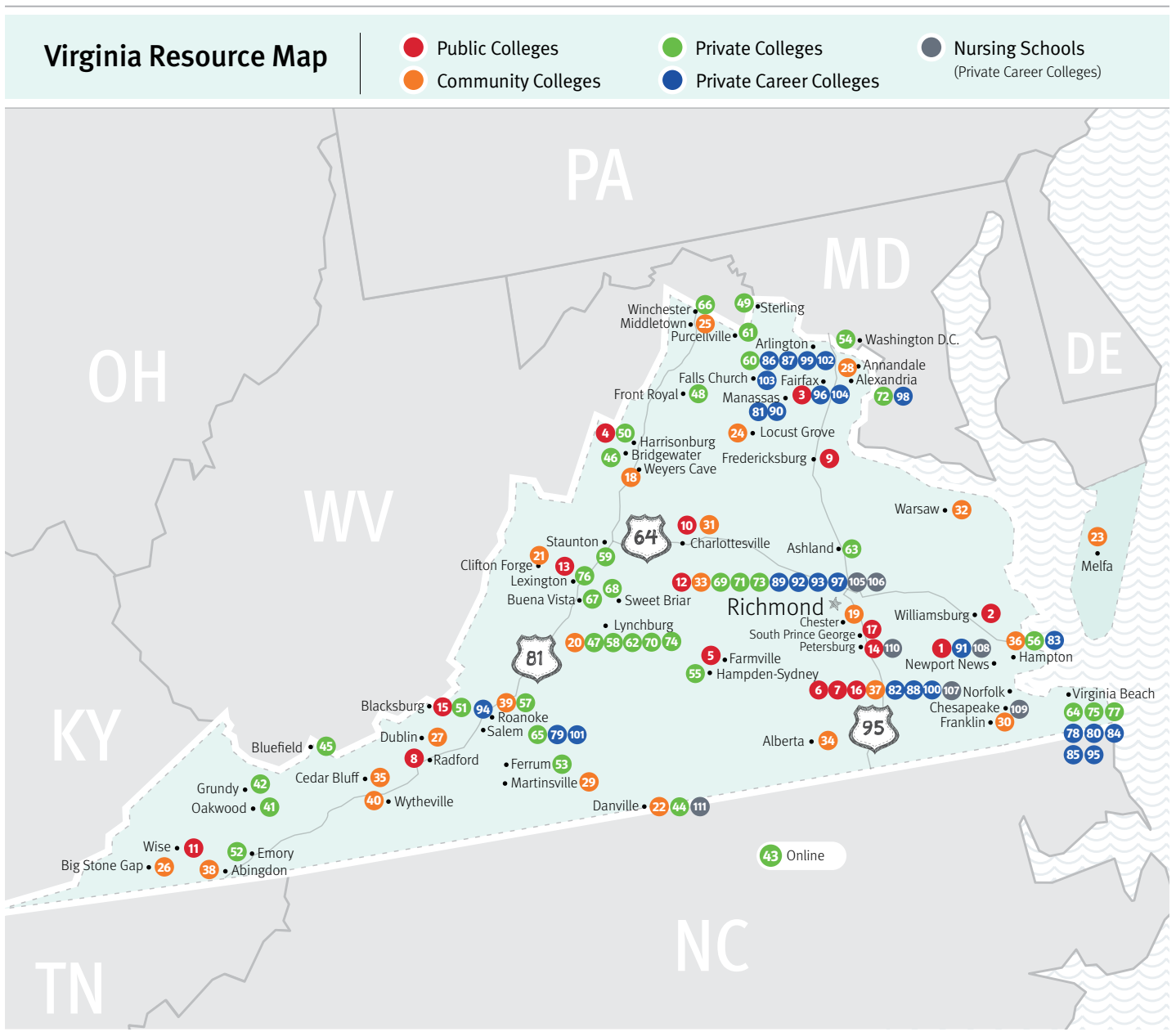
MAP	SCHOOL	LOCATION	WEBSITE	FEDERAL SCHOOL CODE	PRIORITY FILING DATE (2023) ¹
PUBLIC COLLEGES					
1	Christopher Newport University	Newport News	https://cnu.edu	003706	March 1
2	College of William & Mary	Williamsburg	www.wm.edu	003705	March 1
3	George Mason University	Fairfax	www.gmu.edu	003749	February 15
4	James Madison University	Harrisonburg	www.jmu.edu	003721	March 1
5	Longwood University	Farmville	www.longwood.edu	003719	March 1
6	Norfolk State University	Norfolk	www.nsu.edu	003765	March 1
7	Old Dominion University	Norfolk	www.odu.edu	003728	January 1
8	Radford University	Radford	www.radford.edu	003732	February 1
9	University of Mary Washington	Fredericksburg	www.umw.edu	003746	February 1
10	University of Virginia	Charlottesville	www.virginia.edu	003745	March 1
11	University of Virginia's College at Wise	Wise	www.uvawise.edu	003747	March 15
12	Virginia Commonwealth University	Richmond	www.vcu.edu	003735	February 1
13	Virginia Military Institute	Lexington	www.vmi.edu	003753	March 1
14	Virginia State University	Petersburg	www.vsu.edu	003764	March 31
15	Virginia Tech	Multiple locations	https://vt.edu	003754	March 1
PUBLIC OTHER					
16	Eastern Virginia Medical School	Multiple locations	www.evms.edu	010338	March 15
JUNIOR COLLEGES					
17	Richard Bland College	South Prince George	www.rbc.edu	003707	March 1
COMMUNITY COLLEGES					
18	Blue Ridge Community College	Weyers Cave	www.brcc.edu	006819	March 15
19	Brightpoint Community College (formerly named John Tyler Community College)	Multiple locations	https://jtcc.edu	004004	May 15
20	Central Virginia Community College	Lynchburg	https://centralvirginia.edu/	004988	March 1
21	Mountain Gateway Community College (formerly Dabney S. Lancaster Community College)	Multiple locations	www.mgcc.edu	004996	March 1
22	Danville Community College	Multiple locations	www.danville.edu	003758	June 1
23	Eastern Shore Community College	Melfa	https://es.vccs.edu	003748	July 15

MAP	SCHOOL	LOCATION	WEBSITE	FEDERAL SCHOOL CODE	PRIORITY FILING DATE (2023) ¹
COMMUNITY COLLEGES (CONTINUED)					
24	Germanna Community College	Multiple locations	www.germanna.edu	008660	April 1
25	Laurel Ridge Community College (formerly named Lord Fairfax Community College)	Multiple locations	https://laurelridge.edu	008659	June 1
26	Mountain Empire Community College	Big Stone Gap	www.mecc.edu	009629	May 1
27	New River Community College	Multiple locations	www.nr.edu	005223	April 15
28	Northern Virginia Community College	Multiple locations	www.nvcc.edu	003727	March 1
29	Patrick & Henry Community College	Martinsville	www.patrickhenry.edu	003751	June 1
30	Paul D. Camp Community College	Multiple locations	www.pdc.edu	009159	June 1
31	Piedmont Virginia Community College	Charlottesville	www.pvcc.edu	009928	May 1
32	Rappahannock Community College	Multiple locations	www.rappahannock.edu	009160	April 15
33	Reynolds Community College	Multiple locations	www.reynolds.edu	003759	April 15
34	Southside Virginia Community College	Multiple locations	https://southside.edu	008661	July 1
35	Southwest Virginia Community College	Cedar Bluff	https://sw.edu	007260	May 1
36	Thomas Nelson Community College	Multiple locations	www.tncc.edu	006871	May 1
37	Tidewater Community College	Multiple locations	www.tcc.edu	003712	April 1
38	Virginia Highlands Community College	Abingdon	www.vhcc.edu	007099	May 1
39	Virginia Western Community College	Roanoke	www.virginiawestern.edu	003760	July 1
40	Wytheville Community College	Multiple locations	www.wcc.vccs.edu	003761	May 1
PRIVATE COLLEGES					
41	Appalachian College of Pharmacy	Oakwood	www.acp.edu	G41806	May 1
42	Appalachian School of Law	Grundy	www.asl.edu	G35593	Rolling
43	Ascent College	Online only	https://ascent.edu	041538	
44	Averett University	Danville	www.averett.edu	003702	March 1
45	Bluefield University	Bluefield	www.bluefield.edu	003703	January 15
46	Bridgewater College	Bridgewater	www.bridgewater.edu	003704	March 1
47	Centra College	Lynchburg	www.centrahealth.com/college	015347	
48	Christendom College	Front Royal	www.christendom.edu	Does not receive Title IV funds	
49	Divine Mercy University	Sterling	www.divinemercury.edu	G38724	
50	Eastern Mennonite University	Harrisonburg	https://emu.edu	003708	Rolling
51	Edward Via College of Osteopathic Medicine	Blacksburg	www.vcom.edu	G37093	May 31
52	Emory & Henry College	Emory	www.ehc.edu	003709	March 1
53	Ferrum College	Ferrum	www.ferrum.edu	003711	January 1
54	George Washington University	Multiple locations	www.gwu.edu	001444	March 1
55	Hampden-Sydney College	Hampden-Sydney	www.hsc.edu	003713	February 1
56	Hampton University	Hampton	www.hamptonu.edu	003714	February 15
57	Hollins University	Roanoke	https://hollins.edu	003715	February 15
58	Liberty University	Lynchburg	www.liberty.edu	010392	January 15
59	Mary Baldwin University	Staunton	https://marybaldwin.edu	003723	March 15
60	Marymount University	Arlington	https://marymount.edu	003724	March 1
61	Patrick Henry College	Purcellville	www.phc.edu	Does not receive Title IV funds	
62	Randolph College	Lynchburg	www.randolphcollege.edu	003734	March 1
63	Randolph-Macon College	Ashland	www.rmc.edu	003733	February 1
64	Regent University	Virginia Beach	www.regent.edu	030913	

MAP	SCHOOL	LOCATION	WEBSITE	FEDERAL SCHOOL CODE	PRIORITY FILING DATE (2023) ¹
PRIVATE COLLEGES (CONTINUED)					
65	Roanoke College	Salem	www.roanoke.edu	003736	March 1
66	Shenandoah University	Multiple locations	www.su.edu	003737	April 1
67	Southern Virginia University	Buena Vista	https://svu.edu	003738	May 1
68	Sweet Briar College	Sweet Briar	https://sbc.edu	003742	February 1
69	Union Presbyterian Seminary	Multiple locations	www.upsem.edu	G03743	
70	University of Lynchburg	Lynchburg	www.lynchburg.edu	003720	February 1
71	University of Richmond	Richmond	www.richmond.edu	003744	February 1
72	Virginia Theological Seminary	Alexandria	https://vts.edu	Does not receive Title IV funds	
73	Virginia Union University	Richmond	www.vuu.edu	003766	May 15
74	Virginia University of Lynchburg	Lynchburg	www.vul.edu	003762	
75	Virginia Wesleyan University	Virginia Beach	www.vwu.edu	003767	March 1
76	Washington and Lee University	Lexington	www.wlu.edu	003768	February 15
77	Wave Leadership College	Virginia Beach	https://wavecollege.edu	042415	
PRIVATE CAREER COLLEGES					
78	Advanced Technology Institute	Multiple locations	www.auto.edu	031275	
79	American National University	Salem	https://an.edu	003726	
80	The Art Institutes	Virginia Beach	www.artinstitutes.edu	009270	
81	Aviation Institute of Maintenance AIM-Northern Virginia AIM-Norfolk	Manassas	https://aviationmaintenance.edu	038834	
82		Norfolk		031263	
83	Bryant & Stratton College	Multiple locations	www.bryantstratton.edu	010061	
84	Cayce/Reilly School of Massage	Virginia Beach	www.caycereilly.edu	041373	
85	Centura College	Multiple locations	www.centuracollege.edu	016538	
86	Columbia College	Vienna	www.ccdc.edu	041273	
87	DeVry University	Multiple locations	www.devry.edu	010727	
88	ECPI University Culinary Institute Innsbrook Manassas Newport News Richmond South Richmond West Roanoke Virginia Beach	Norfolk	www.ecpi.edu	E01703	
89		Glen Allen		E01706	
90		Manassas		E01698	
91		Newport News		E00648	
92		Richmond South		E01705	
93		Richmond West		E01707	
94		Roanoke		010198	
95	Virginia Beach	010198			
96	Fairfax University of America	Fairfax	www.fxua.edu	041440	
97	South University	Multiple locations	www.southuniversity.edu	013039	
98	Stratford University	Multiple locations	www.stratford.edu	017053	
99	Strayer University	Multiple locations	www.strayer.edu	001459	
100	Tidewater Tech	Norfolk	https://tidewatertechtrades.edu	016418	
101	University of Fairfax	Salem	https://ufairfax.edu	Does not receive Title IV funds	
102	University of Management and Technology	Arlington	www.umtweb.edu	041103	
103	University of the Potomac	Falls Church	https://potomac.edu	032183	
104	Virginia University of Integrative Medicine	Fairfax	https://vuim.edu	042395	

MAP	SCHOOL	LOCATION	WEBSITE	FEDERAL SCHOOL CODE	PRIORITY FILING DATE (2023) ¹
NURSING SCHOOLS (PRIVATE CAREER COLLEGES)					
105	Bon Secours Memorial College of Nursing	Richmond	www.bsmcon.edu	010043	
106	Bon Secours Saint Mary's Hospital School of Medical Imaging	Richmond	www.bonsecours.com/jobs-education/schools-education	023585	
107	Central School of Practical Nursing	Norfolk	www.npsk12.com/domain/980	021287	
108	Riverside College of Health Careers	Multiple locations	www.riversideonline.com/rshc	014108	
109	Sentara College of Health Sciences	Chesapeake	www.sentara.edu	031065	
110	Southside College of Health Sciences	Colonial Heights	www.schs.edu	012744	
111	Sovah School of Health Professions	Danville	www.sovahhealth.com/	013889	

¹Priority filing dates for private colleges provided by the Council of Independent Colleges in Virginia (CICV) as of June 2022. All other priority filing dates provided by the State Council of Higher Education for Virginia (SCHEV) as of June 2022.





In-Person Help

From (1) finding the best fit, (2) to meeting application deadlines and (3) figuring out how to pay for it all, you can receive free guidance to help you through the college-planning process. Don't miss out on this series of informational events and resources to help Virginia students and families through the process to 1-2-3 Go! to college!

PREPARE: ECMC COLLEGE NIGHTS IN VIRGINIA

Don't miss ECMC College Nights where you will learn about planning and paying for college. Events take place at various locations throughout the state.

Whether you are already planning to attend college or simply evaluating your options, you won't want to miss these highly informative events, which take place through the school year. For more information on ECMC College Nights in Virginia, visit www.schev.edu/institutions/k12-college-access/123go-3-steps-to-college-events.

APPLY: VIRGINIA COLLEGE APPLICATION WEEK

Virginia College Application Week is part of a national initiative designed to increase the number of first-generation and low-income students pursuing a college degree or other higher education credential. Participating students are encouraged to submit at least one college application during the designated week in October. In Virginia, the Secretary of Education's office, State Council of Higher Education for Virginia (SCHEV), ECMC and the Council of Independent Colleges in Virginia (CICV) have joined with counselors and volunteers at select high schools across the state to coordinate a week that provides hands-on college application assistance and resources, including college application fee waivers and informational webinars. For more information on Virginia College Application Week, visit www.schev.edu/institutions/k12-college-access/123go-3-steps-to-college-events.

PAY: SUPER FAFSA PROJECT VIRGINIA

Need help filling out your Free Application for Federal Student Aid (FAFSA)? Students and families can receive free one-on-one assistance with filling out the FAFSA online during Super FAFSA Project Virginia events held in the fall and winter at various high schools and other locations throughout the state. Financial aid professionals will provide general information about federal and state financial aid programs and personal assistance with the FAFSA. Watch for dates starting in October and find more information at www.schev.edu/institutions/k12-college-access/123go-3-steps-to-college-events.

Sponsored by ECMC and the State Council of Higher Education for Virginia.

GO! DECISION DAY IN VIRGINIA

Decision Day, sometimes referred to as Signing Day, celebrates the success of high school seniors in pursuing postsecondary education or training. Celebrations take place on or around May 1 to coincide with the deadline that most institutions use for students to submit enrollment decisions. Sites support students in making final decisions and reminding them of the next steps to enroll. For more information, visit www.schev.edu/institutions/k12-college-access/123go-3-steps-to-college-events.

THE COLLEGE PLACE

Sponsored by ECMC, The College Place operates two free college access centers in Virginia located in Alexandria and Richmond. The College Place provides Virginia students and their families with comprehensive higher education and financial aid information through services and programs, such as workshops, community events, Internet access, a resource library and one-on-one counseling. Find more information at www.ecmc.org/tcp.

Sign up today to receive personalized emails and texts from The College Place at <https://bit.ly/ECMCTCP>.



 Find us on Facebook—
www.facebook.com/ECMCStudentSuccess

 Follow us on Twitter—
<https://twitter.com/ECMCSuccess>

Online Help

The State Council of Higher Education for Virginia (SCHEV) provides a number of online resources to help students and their families plan and prepare for college. This includes an "Exploring Opportunities" section, which provides information on colleges and universities in Virginia along with guidance on choosing a college. To learn more, visit www.schev.edu/students/applying-for-college.

College and career planning:
<https://collegescorecard.ed.gov>
www.vawizard.org, www.vaview.net
<https://bigfuture.collegeboard.org>

College access preparation and high school persistence:
www.projectdiscovery.org

Resources to help with planning and paying for college, managing default and understanding bankruptcy:
www.ecmc.org/resources

General information about Virginia colleges: <https://nces.ed.gov/collegenavigator/>

The College Place: www.ecmc.org/tcp



Freshman Year Checklist

Fall–Winter

College Planning

- Attend college information nights in your community (www.collegenights.org)
- Learn the high school courses required by colleges (<https://bigfuture.collegeboard.org/plan-for-college/college-prep/thrive-in-high-school/high-school-classes-colleges-look-for>)
- Meet with your high school counselor for advice on your college plan
- Identify your interests and skills to help you focus on your goals

Extracurricular Activities

- Join a club or try out for a sports team
- Volunteer for something you find important

Spring

Academics

- Focus on your study habits and finish the school year strong
- Keep up your grades—colleges look at your grade point average (GPA)
- Set your sophomore class schedule with your counselor to include honors or Advanced Placement (AP) classes
- Create your four-year academic plan with your counselor

Career Exploration

- Start searching for summer programs (e.g., academic, work, volunteer, travel)
- Spend a day at work with a family member, friend or community member and learn about their job
- Attend career fairs or career day at your school or in your community

College Exploration

- Research the different types of college options—career and technical education (CTE) institutions, two-year community/junior colleges, and four-year colleges and universities
- Attend local college fairs in your area or at your school (www.nacacfairs.org/attend/national-college-fairs)
- Talk to current college students about their path to college and college life
- Try virtual campus tours (<https://campustours.com>, www.youvisit.com/collegesearch, www.ecampustours.com)

Summer

Summer Enrichment

- Participate in an enrichment program that expands your knowledge
- Get a job—many important skills are developed in work environments
- Volunteer with an organization you find interesting
- Apply for a service learning program
- Prepare for sophomore year by doing summer reading
- Visit college campuses

Money Management

- Open a bank or credit union account and save money for college
- Take a financial education course online (www.fdic.gov/resources/consumers/money-smart/index.html)
- Talk to your parents or guardians about a college savings plan



Sophomore Year Checklist

Fall–Winter

Time Management

- Research and implement ways on how to make the most efficient use of your time
- Use SMART (specific, measurable, achievable, realistic and timely) goals to keep you on task (<https://studyright.net/wp-content/uploads/2013/01/SMART-Goals-Tracker.pdf>)
- Include down time in your schedule

College Entrance Exams

- Several colleges are test optional—check www.fairtest.org/university/optional for the most comprehensive list
- Take the PSAT to help prepare you for the SAT (www.khanacademy.org/test-prep/sat)
- Take the PreACT to help prepare you for the ACT (www.act.org/content/act/en/products-and-services/the-act/test-preparation/free-act-test-prep.html)

College Planning

- Attend college information nights in your community (www.collegenights.org)

Spring

Academics

- Keep up your grades—colleges look at your grade point average (GPA)
- Review your four-year academic plan with your counselor
- Plan rigorous academic courses for your junior year
 - Enroll in Honors, Advanced Placement (AP) or International Baccalaureate (IB) courses, which may earn college credit
 - Take college courses while in high school and earn both high school and college credit (known as dual/concurrent enrollment)

Extracurricular Activities

- Join a club or try out for a sports team
- Volunteer for something you find important
- Explore summer opportunities—be mindful of application deadlines

Career Exploration

- Seek summer opportunities to work or volunteer in your field of interest
- Take an interest inventory—it expands your ideas for careers you may enjoy (<https://roadtripnation.com/edu/careerfinder>)
- Have conversations with counselors, teachers, family and community members about their career paths and what they studied in college

College Search

- Use an online search engine to find colleges that may be right for you (<https://bigfuture.collegeboard.org>)
- Visit campuses—think about size, location and academic programs
- Attend local college fairs in your area (www.nacacfairs.org/attend/national-college-fairs)
- Try online college fairs and virtual campus tours (<https://campustours.com>, www.youvisit.com/collegesearch, www.ecampustours.com)
- Use an online search engine to find colleges (<http://bigfuture.collegeboard.org>)

Summer

Summer Enrichment

- Create a summer reading list from teacher recommendations
- Confirm your summer plans (e.g., work, academic enrichment programs, summer workshops, service learning, travel, camps, internship, campus tours)

College Finances

- Learn about types of scholarships and grants (<https://finaid.org>, <https://studentaid.gov>)
- Take a financial education course (www.fdic.gov/resources/consumers/money-smart/index.html)
- Use the tools found on the College Affordability and Transparency Center website (<https://collegecost.ed.gov>) to compare and estimate your college costs
- Research net price calculators on the website of colleges that appeal to you—type “net price calculator” in the college’s website search field



Junior Year Checklist

Fall–Winter

College Planning

- Meet with your counselor about your coursework and college plans
- Become or stay involved in extracurricular activities
- Check college websites for admission requirements
- Create a professional email address to use when applying for scholarships, registering for college entrance exams and completing college applications
- Meet with college admissions recruiters when they visit your high school
- Attend college information nights in your community (www.collegenights.org)

College Search

- Tour local campuses and visit non-local colleges during winter and spring breaks; consider campus size, location and academic programs
- Try online college fairs and virtual campus tours (<https://campustours.com>, www.youvisit.com/collegesearch, www.ecampustours.com)
- Use college search sites to explore your college options (<https://collegescorecard.ed.gov>)
- Prepare your college list (refer to worksheet on page 5)

Career Exploration

- Attend a local career fair
- Research career options and their education requirements, median pay and projected growth rates (www.bls.gov/ooh)
- Make a list of careers that may interest you and research the education level required for each profession
- Talk with professionals in careers you are curious about and ask about their work
- Enhance skills that would be useful in a career of interest through your extracurricular activities

Spring

College Entrance Exams

- Register and take your first college entrance exam during spring semester so you can take it again fall of senior year, if you want
 - Several colleges are test optional—check www.fairtest.org/university/optional for the most comprehensive list
 - SAT, with optional essay (www.collegeboard.org); free SAT test prep help (www.khanacademy.org/test-prep/sat)
 - ACT, with optional writing section (www.act.org); free ACT test prep help (www.act.org/content/act/en/products-and-services/the-act/test-preparation/free-act-test-prep.html).

Academics

- Prepare for Advanced Placement (AP) and International Baccalaureate (IB) exams
- Plan your senior year schedule with your counselor
- Review your college preparation coursework and GPA with a college advisor
- Create a list of teachers, coaches and other mentors who will be able to write personalized letters of recommendation

Summer Preparation

- Apply for summer jobs or internships
- Seek volunteer opportunities in your field of interest
- Register for community college courses and earn college credit while in high school, also referred to as dual/concurrent enrollment
- If you took the SAT or ACT, review your test scores to determine if retesting is necessary
- Plan a test preparation schedule if you plan to retake college entrance exams

Summer

College Application Preparation

- Check websites of colleges on your list; review admissions application process and timeline
- Draft your application essays and/or personal statement; work with a college advisor for feedback
- Prepare a scholarship resume and/or a “brag sheet” that includes all your non-academic activities and honors
- Communicate with college admission representatives for questions you may have

College Finances

- Learn about the types of financial aid (<https://studentaid.gov/understand-aid/types>)
- Visit College Board's BigFuture EFC Calculator to see how financial aid can help pay for your education (<https://bigfuture.collegeboard.org/pay-for-college/paying-your-share/expected-family-contribution-calculator>)
- Search and apply for scholarships (www.fastweb.com, <https://bigfuture.collegeboard.org>)
- Learn how money works; take a financial literacy course (www.fdic.gov/resources/consumers/money-smart/index.html)
- Use the College Scorecard to compare costs, degree programs and outcomes for the colleges you are interested in (<https://collegescorecard.ed.gov>)
- Save money for college



Senior Year Checklist

Fall

College Planning

- Attend college information nights in your community (www.collegenights.org)
- Check college websites for applications, deadlines, financial aid and housing information
- Ask your counselor to evaluate your transcript for high school graduation and college eligibility
- Register to take or retake college entrance exams
 - Several colleges are test optional—check www.fairtest.org/university/optional for the most comprehensive list
 - SAT, with optional essay (www.collegeboard.org)
 - ACT, with optional writing section (www.act.org)
- Keep your test scores, resume and transcript organized to help in completing college applications
- Ask teachers or counselors for letters of recommendation
- Finalize portfolios, audition materials or writing samples if required as part of the application
- Get feedback from a college advisor, teacher or parent/guardian and complete revisions of all applications and essays

Financial Aid

- Review the financial aid application process and timeline required by the colleges on your list
- Register for an FSA ID, which serves as your FAFSA e-signature; student's parents/guardians must also register for an FSA ID (<https://studentaid.gov/fsa-id/create-account/launch>)
- File the Free Application for Federal Student Aid (FAFSA), which opens on October 1 (<https://studentaid.gov/h/apply-for-aid/afsa>)
 - Information from the 2021 tax year will be used for the entering class of 2023 as they apply for financial aid for the 2023-2024 academic year
- Attend financial aid workshops in your community for help completing the FAFSA
- Be aware that private colleges may require additional financial information from the CSS Profile (<https://cssprofile.collegeboard.org/>)
- Check your state financial aid websites for more information about in-state financial aid opportunities for undocumented, DREAMer and DACA students (www.ecmc.org/students/resource-guides.html)
- Search and apply for scholarships (www.fastweb.com, <https://bigfuture.collegeboard.org>)
- Review your Student Aid Report (SAR) once FAFSA has been processed and make any needed corrections

Winter

College Application Follow-Up

- Check your email frequently for additional information colleges might request within their timeline
- Send your mid-year transcript to colleges that request them
- Continue scholarship searches over winter break and continue to submit applications

Spring

Academics

- Keep up your grades—college admissions are conditional and can be rescinded if you do not continue academic excellence
- Check with the colleges where you have applied before considering dropping a senior year class; colleges expect you to complete all of the high school courses you listed as "in progress" on your admissions application
- Take your Advanced Placement (AP) and/or International Baccalaureate (IB) exams

College Decision

- Check your email or college admissions portal for admission decision notification
- Visit campuses that most interest you
- Carefully review your financial aid offer for each college where you have been accepted and compare offers; contact financial aid offices to answer questions or update them on any changes to your family's financial situation
- Finalize your financial aid; accept your financial aid offer or work with the college's financial aid office to adjust it
- If you'll be attending a four-year college, notify and place a deposit at the college of your choice by National College Decision Day (May 1)

College Admissions Follow-Up

- Sign into your college portal and review your task list and deadlines
- Check your email for correspondence and deadline reminders
- Request your final transcript be sent to your college choice from your high school registrar before the deadline
- Request AP and IB scores be submitted to your college choice
- Ask about college placement tests—some colleges require them for certain subjects, such as English and math; make sure to register in time and study beforehand
- Sign up for summer and/or fall orientation; some are mandatory and some have a cost
- Figure out housing—if living on campus, complete any roommate survey forms, sign the housing contract and submit a housing deposit to make sure you have a reserved room

Summer—Final Steps!

Orientation

- Attend orientation; at orientation, you will register for your classes; you may also take English, math or foreign language assessments

Paperwork and Payments

- Check your college email account and log into your college's student portal every few days for important notices for new students
- Download your college's health forms and see your doctor; colleges may require evidence of immunizations, including the COVID-19 vaccine
- Most four-year colleges require students to have health insurance, so you may see it on your fall bill; if you don't want it, you must opt out
- Tuition payments are due at the beginning of the term so research payment options beforehand
- Search your student portal for "FERPA waiver" if you want your parents/guardians to access your student account (bill, grades, etc.)
- Ask your high school to send your final transcript to your college

College Finances

- Work and save money for college
- Make a budget with your parents/guardians (www.ecmc.org/students/documents/fab-budgeting-flyer.pdf)
- View your class syllabus for required textbooks; consider buying used textbooks, which cost less than new; you may also be able to save money by shopping for books online, downloading PDFs, buying e-books or renting books

Living on Campus

- Check out a sample packing list and start packing (<https://bigfuture.collegeboard.org/get-in/making-a-decision/off-to-college-checklist>)
- Consider creating a roommate agreement (www.collegexpress.com/articles-and-advice/student-life/articles/living-campus/how-make-your-own-college-roommate-agreement)
- Set expectations on how and when you will communicate with your family while away at college
- Make any necessary travel arrangements; buy travel tickets (plane, train, bus) and make hotel reservations early (if necessary)

Living at Home

- Develop boundaries with your family and let them know that your first obligation is your studies, so you're not available while at school
- Identify a study space at home

Support

- Search your college website for "academic advising" or "counseling services;" you'll have access to these free services; www.activeminds.org is another free resource for you to help yourself or your friends
- Check your student portal or college website so you don't miss out on any virtual or local welcome events for students before classes start
- Send thank-you notes to everyone who helped in your college process, such as counselors and teachers who wrote letters of recommendation and scholarship providers who provided you funding for college



Glossary

Familiarize yourself with the college and financial aid terms in this section to better equip yourself for the admissions and financial aid processes.

Academic Year—A period of time schools use to measure a quantity of study. An academic year typically consists of two semesters, three quarters, or a defined number of hours of study.

Advanced Placement (AP)—A college-equivalent course taken in high school that allows the student, upon passing a test, to earn college credit.

Assets—Items of value, such as stocks, bonds, cryptocurrency, savings and real estate. You are required to report the value of some types of assets when completing the FAFSA.

Associate Degree—A degree granted by a college after the satisfactory completion of a two-year, full-time program of study or its part-time equivalent.

Award Displacement—A practice in which a college reduces awarded campus-based aid due to a student's receipt of an outside scholarship.

Bachelor's or Baccalaureate Degree—A degree granted by a college after the satisfactory completion of a four- or five-year, full-time program of study or its part-time equivalent.

Capitalization—For unsubsidized loans, the amount of interest that accrues while you are in college, a grace period, in deferment or in forbearance that is added to the principal balance of your loan.

Career and Technical Education (CTE)—A secondary or postsecondary educational pathway that provides students with hands-on training while preparing them for an occupation upon graduation.

Certificate—A certificate of completion awarded to students who complete a program of study offered in a short period of time and in a specific field.

College Entrance Exam—An exam, most commonly the ACT or SAT, used by some four-year colleges during admissions that attempts to measure what a student learned in high school in certain subjects, such as math and reading.

College Placement Test—A test used by colleges after a student has been accepted to their college to make accurate course-level placement in certain subjects, such as math and English.

Consolidation Loan—A loan that combines several student loans into one new loan from a single lender.

Cost of Attendance (COA)—The calculated cost of attending the college, for a period of enrollment (such as an academic year), which includes transportation, room and board, tuition and fees, and the estimated cost of books, supplies and other expenses. COA is used to determine eligibility for financial aid.

CSS Profile®—A form some colleges may require you to complete in addition to the FAFSA to qualify for financial aid.

Default—Occurs when the borrower fails to make scheduled loan payments for a period of 270 days or longer.

Deferment—A period during which a borrower is entitled to have payments of principal and interest on a federal education loan postponed if he or she meets the eligibility criteria for the deferment. For subsidized federal loans, interest that accrues during periods of deferment is paid by the federal government.

Delinquent—Occurs the first day after the borrower misses a loan payment, causing the payment to become past due and lasts until the payment is made or other arrangements are made, such as deferment, forbearance or a new repayment plan.

Dependent Student—For federal student aid purposes, any student who is not an independent student is considered to be dependent. See the definition of "independent student" for a list of qualifying conditions.

Direct PLUS Loan—A federal loan option available to eligible parents and graduate or professional students.

Direct Subsidized Loan—A federal loan option available to undergraduate students with financial need. The U.S. Department of Education pays the interest while the student is in college at least half-time, for the first six months after leaving college or during a period of deferment.

Direct Unsubsidized Loan—A federal loan option available to undergraduate and graduate students. The student is responsible for the interest charged from the time the loan is disbursed until it is paid in full.

Early Action—A college admissions process that is similar to early decision, but is not a binding commitment to attend the college.

Early Decision—Students who apply under early decision commit to enroll at the college if admitted and offered a satisfactory financial aid package. Application deadlines usually are in November or December with a mid-to late-December notification date.

Expected Family Contribution (EFC)—The index number used by the college's financial aid office to determine how much financial aid you would receive to attend their college. The information reported on the FAFSA is used to calculate your EFC.

Federal Need Analysis Methodology—A formula used to calculate your family's expected financial contribution for college. This formula, established by Congress, is used nationwide for all students. The most important factors in the formula are: parent income, assets and net worth; student income and assets; and family size.

Federal School Code—An identifier that the U.S. Department of Education assigns to each college or career school that participates in the federal student aid programs. In order to send your FAFSA information to a college, you must list the college's Federal School Code on your application. A list of Federal School Codes is available at <https://studentaid.gov/fafsa-app/FSCsearch>.

Financial Aid Package—The total amount of financial aid a student is eligible to receive. It might include grants, work-study and loans, and is assembled by the college’s financial aid office.

Financial Need—The amount by which your family contribution falls short of covering the cost of attendance.

Forbearance—The temporary postponement or reduction of loan payments that is typically granted at the discretion of the lender/servicer. The borrower is responsible for paying all interest that accrues during periods of forbearance.

Free Application for Federal Student Aid (FAFSA)—A free application that must be completed by all students and parents who apply for federal student aid.

FSA ID—A username and password used to login to certain Federal Student Aid websites, such as the Free Application for Federal Student Aid (FAFSA) and the National Student Loan Data System, among others.

Full-Time Student—An undergraduate student who is enrolled for at least 12 credit hours per semester or equivalent. For a graduate student, the enrollment requirements can vary among colleges. Does not include audited courses.

Graduate Student—A student who is enrolled in a master’s or doctoral program at a college.

Grant—A type of financial aid usually based on financial need, which the student does not have to repay.

Independent Student—A student may be considered independent for federal student aid if the student meets certain criteria (*see page 16 for more information*).

Interest—The cost of borrowing money. Interest charges are repaid in addition to the principal of the loan.

International Baccalaureate (IB)—A nonprofit organization that offers student programs in select schools that combine requirements of a mixture of different national education systems.

IRS Data Retrieval Tool (IRS DRT)—A tool provided by the U.S. Department of Education to automatically transfer tax information from the IRS directly into the Free Application for Federal Student Aid (FAFSA).

Loan—A type of financial aid that must be repaid (with or without interest). Loans provided by the U.S. Department of Education include Direct Subsidized Loans, Direct Unsubsidized Loans and Direct PLUS Loans. Private lenders provide private loans, which can supplement the federal student loan program.

Master Promissory Note (MPN)—To borrow under the federal loan programs, a student or parent must sign this common form. The MPN allows borrowers to receive loans for a single academic year, or for multiple academic years (up to 10 years) without having to sign a new note.

Merit-Based Aid—Financial aid awarded on the basis of grades, test scores, athletic ability or other talent, rather than financial need.

Need-Based Aid—Financial aid awarded based on the family’s ability to pay for college. The FAFSA is typically used to determine a family’s eligibility for need-based aid.

Net Cost—The price a student pays now for their education (immediate cost). Loans, not included in net cost, will need to be paid back later. Net cost can be paid using family contributions, earnings and work-study income.

Net Price—The actual price a student will pay for their education over time (overall cost). This includes net cost, which will be paid now plus loans, which will need to be paid back later.

Net Price Calculator (NPC)—Each college that participates in the federal financial aid programs is required to have a “net price calculator” on its website. A net price calculator can give you an estimate of how much it may cost you to attend each specific college, taking into account grant and scholarship aid you may receive from both the college and federal financial aid.

Part-Time Student—An undergraduate student who is enrolled for fewer than 12 credit hours per semester or equivalent. A graduate student who is enrolled for fewer hours than the college’s standard to be considered a full-time student. Does not include audited courses.

Principal—The loan amount borrowed on which interest is calculated.

Priority Filing Date—The date established by the college by which students are encouraged to submit their FAFSA and have the results forwarded to the college to increase their chances of being

awarded certain campus-based financial aid. Financial aid funds are limited for students who fail to meet their college’s priority filing date.

Promissory Note—The legal document signed by the borrower prior to receiving a loan. States a promise to repay the loan, and lists the conditions of the loan and terms for repayment. The Master Promissory Note (MPN) is one type of promissory note.

Reciprocity—An agreement between states that allow bordering residents to be treated as domiciles of that state. This may include allowing bordering residents to receive in-state tuition.

Satisfactory Academic Progress (SAP)—The academic standard you must meet in college to continue to receive federal financial aid. Each college establishes its own SAP policy to comply with federal requirements.

Scholarship—A form of financial aid that does not need to be repaid. Some scholarships are awarded based on merit while others are awarded based on financial need.

Student Aid Report (SAR)—The SAR summarizes the information you included on the Free Application for Federal Student Aid (FAFSA). The SAR provides the Expected Family Contribution (EFC), which is used to determine whether a student is eligible for a Federal Pell Grant and other federal aid.

Undergraduate Student—A student who is enrolled in an undergraduate course of study that usually does not exceed four years and that typically leads to a degree or certificate.

Unmet Need—The amount of need remaining after Expected Family Contribution (EFC), grant aid and self-help are subtracted from Cost of Attendance (COA).

Verification—The process colleges use to ensure the accuracy of the information reported on the FAFSA. You may be required to provide the college with a copy of your tax return or other additional documents.

Work-Study—A form of financial aid where students can work part-time while attending college to earn money to pay for education expenses. Students work on or off campus doing community service work or work related to their course of study.

